

8 7 6 5 4 3 2 1

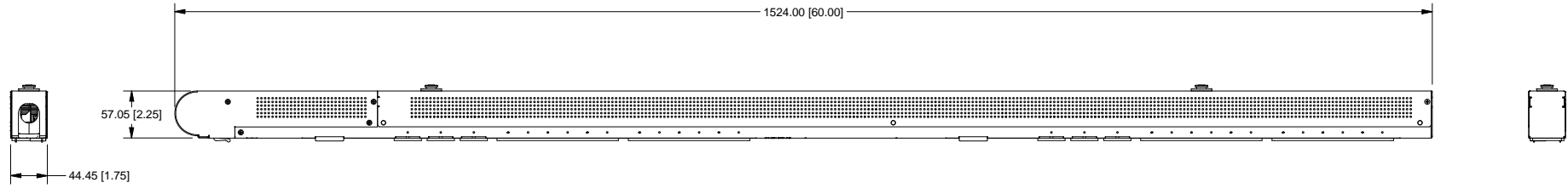
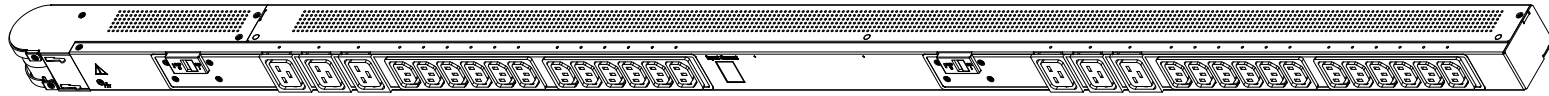
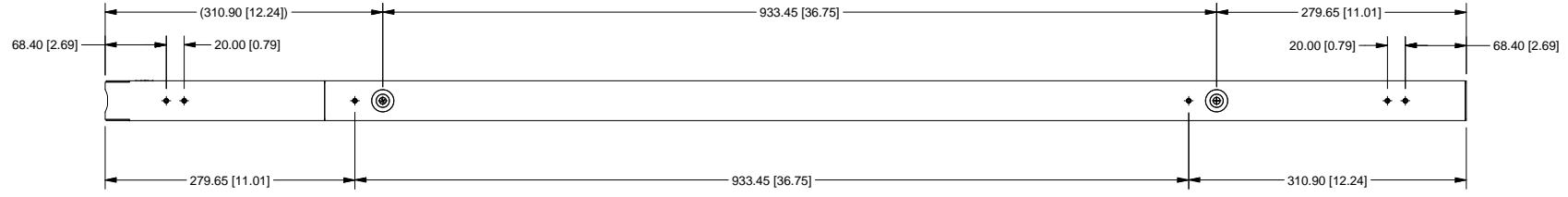
SERVER TECHNOLOGY, INC.
 PROPRIETARY INFORMATION
 THIS DOCUMENT IS THE SOLE PROPERTY OF SERVER TECHNOLOGY, INC. THE RELEASE OF DATA CONTAINED IN THIS DOCUMENT AND THE REPRODUCTION OF THIS DOCUMENT, IN WHOLE OR IN PART, WITHOUT THE WRITTEN PERMISSION OF SERVER TECHNOLOGY, INC IS PROHIBITED.
 THESE COMMODITIES, TECHNOLOGY OR SOFTWARE WERE EXPORTED FROM THE UNITED STATES IN ACCORDANCE WITH THE EXPORT ADMINISTRATION REGULATIONS. DIVERSION CONTRARY TO U.S. LAW IS PROHIBITED.

RoHS COMPLIANT

REVISION HISTORY				
ZONE	REV	DESCRIPTION	DATE	APPROVED
-	1	INITIAL DESIGN	10/9/2012	MAR/VB

NOTES:

- DIMENSIONS ARE IN MILLIMETERS AND [] BRACKETS ARE IN INCHES.
- DIMENSIONS ARE NOMINAL. INFORMATION SUBJECT TO CHANGE WITHOUT NOTICE.



TOLERANCES
 (UNLESS OTHERWISE SPECIFIED)
 LINEAR DIMENSIONS:
 .X = ± .500
 .XX = ± .300
 .XXX = ± .130
 ANGULAR DIMENSIONS:
 X = ± 1°
 XX = ± .5°
 XXX = ± .25°

UNLESS OTHERWISE SPECIFIED
 * INTERPRET DRAWING IAW ASME Y14.100-2000
 * DIMENSIONING & TOLERANCING IAW ASME Y14.5M-2007
 * REMOVE ALL BURRS AND SHARP EDGES 2 R MAX
 * DIMENSIONS ARE IN MILLIMETERS
 * DIMENSIONAL LIMITS APPLY AFTER PLATING/COATING.
 DO NOT SCALE DRAWING
 THIRD ANGLE PROJECTION

SYMBOLS
 (G#) = CRITICAL DIM.
 (S) = COSMETIC SURFACE

MATERIAL:
 FINISH:

SERVER TECHNOLOGY, INC. 
 1040 Sandhill Drive Reno, NV 89521
 DRAWING TITLE:
**OUTLINE DRAWING, METERED V30,
 (24)C13 (6)C19 OUTLETS, POWER PIVOT
 BOTTOM/BOTTOM FRONT ENTRY**

SIZE B	CAGE CODE 049V0	DWG NO. 412-0585-35	REV 1
SCALE NONE		SHEET 1 OF 3	

8 7 6 5 4 3 2 1