

SERVER TECHNOLOGY, INC
 PROPRIETARY INFORMATION

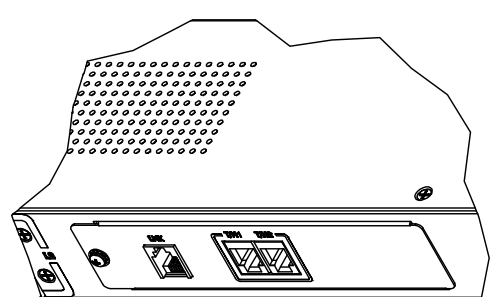
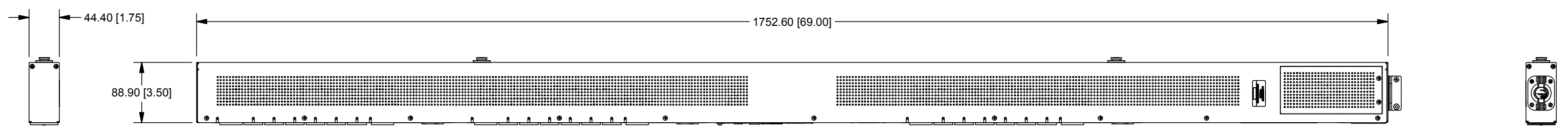
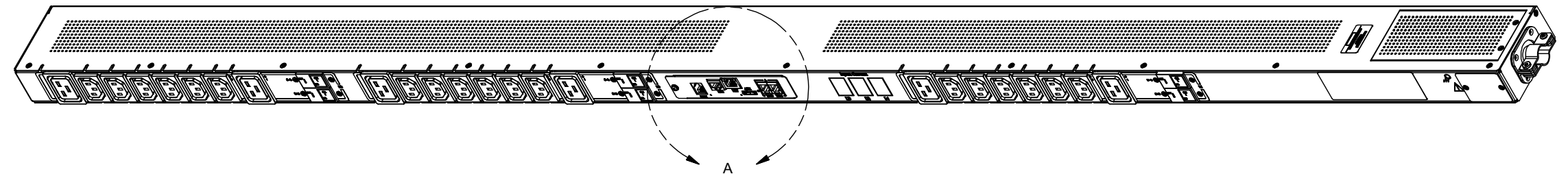
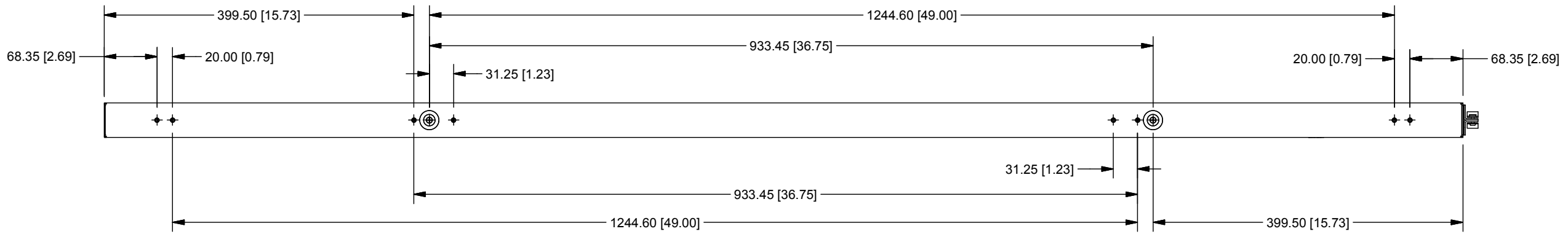
THIS DOCUMENT IS THE SOLE PROPERTY OF SERVER TECHNOLOGY, INC. THE RELEASE OF DATA CONTAINED IN THIS DOCUMENT AND THE REPRODUCTION OF THIS DOCUMENT, IN WHOLE OR IN PART, WITHOUT THE WRITTEN PERMISSION OF SERVER TECHNOLOGY, INC IS PROHIBITED.

THESE COMMODITIES, TECHNOLOGY OR SOFTWARE WERE EXPORTED FROM THE UNITED STATES IN ACCORDANCE WITH THE EXPORT ADMINISTRATION REGULATIONS. DIVERSION CONTRARY TO U.S. LAW IS PROHIBITED.

RoHS COMPLIANT

REVISION HISTORY				
ZONE	REV	DESCRIPTION	DATE	APPROVED
-	1	INITIAL DESIGN	3/30/2011	MAR/
-	A	ADDED VENTILATION TO SHEET METAL	8/18/2015	JM/J/JRM

- NOTES:
- DIMENSIONS ARE IN MILLIMETERS AND [] ARE IN INCHES.
 - DIMENSIONS ARE NOMINAL. INFORMATION SUBJECT TO CHANGE WITHOUT NOTICE.



DETAIL A
 SCALE 0.40 : 1
 'CXG' EXPANSION UNIT

TOLERANCES (UNLESS OTHERWISE SPECIFIED) LINEAR DIMENSIONS: X = ± .500 XX = ± .300 .XXX = ± .130 ANGULAR DIMENSIONS: X = ± 1° XX = ± .5° X.XX = ± .25°		UNLESS OTHERWISE SPECIFIED * INTERPRET DRAWING IAW ASME Y14.100-2000 * DIMENSIONING & TOLERANCING IAW ASME Y14.5M-2007 * REMOVE ALL BURRS AND SHARP EDGES .2 R MAX * DIMENSIONS ARE IN MILLIMETERS * DIMENSIONAL LIMITS APPLY AFTER PLATING/COATING. DO NOT SCALE DRAWING THIRD ANGLE PROJECTION		SERVER TECHNOLOGY, INC. 1040 Sandhill Drive Reno, NV 89521 DRAWING TITLE: OUTLINE DRAWING, SWITCHED POPS/PIPS V24 (18)C13, (6)C19 OUTLETS, TOP/FRONT ENTRY	
SYMBOLS (Q#) = CRITICAL DIM. (S) = COSMETIC SURFACE		MATERIAL: FINISH:		SIZE: B CAGE CODE: 049V0 DWG NO.: 412-0577-2 REV: A	
		SCALE: NONE		SHEET 1 OF 1	