

8

7

6

5

4

3

2

1

SERVER TECHNOLOGY, INC  
PROPRIETARY INFORMATION

RoHS COMPLIANT

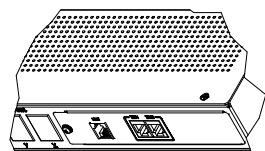
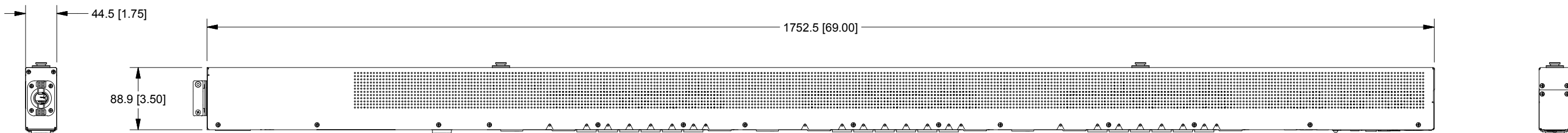
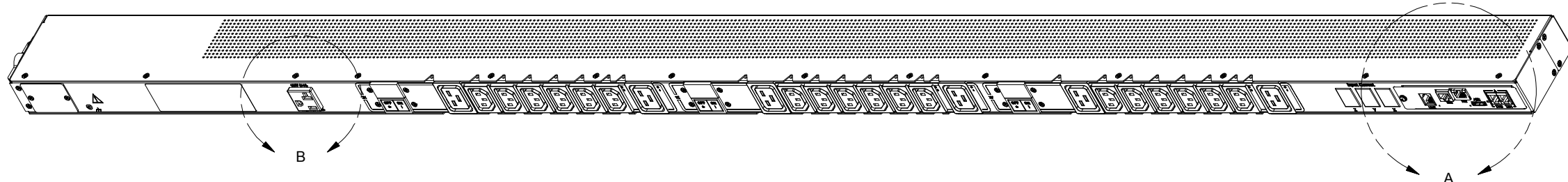
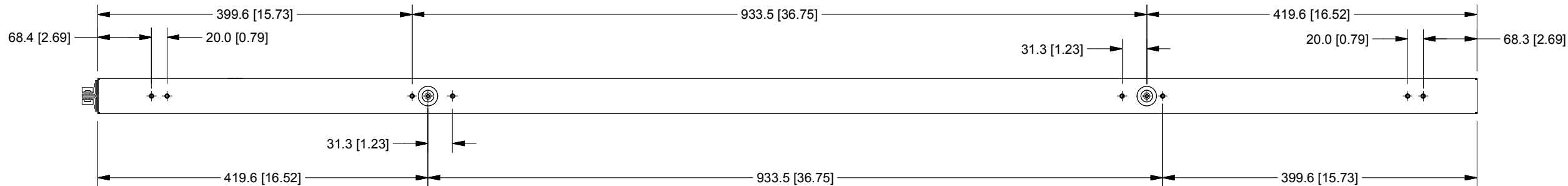
THIS DOCUMENT IS THE SOLE PROPERTY OF SERVER TECHNOLOGY, INC. THE RELEASE OF DATA CONTAINED IN THIS DOCUMENT AND THE REPRODUCTION OF THIS DOCUMENT, IN WHOLE OR IN PART, WITHOUT THE WRITTEN PERMISSION OF SERVER TECHNOLOGY, INC IS PROHIBITED.

THESE COMMODITIES, TECHNOLOGY OR SOFTWARE WERE EXPORTED FROM THE UNITED STATES IN ACCORDANCE WITH THE EXPORT ADMINISTRATION REGULATIONS. DIVERSION CONTRARY TO U.S. LAW IS PROHIBITED.

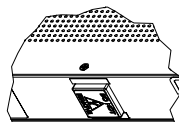
REVISION HISTORY				
ZONE	REV	DESCRIPTION	DATE	APPROVED
-	1	INITIAL DESIGN	5/7/2015	JLT/JRM

NOTES:

- 1. DIMENSIONS ARE IN MILLIMETERS AND [ ] ARE IN INCHES.
- 2. DIMENSIONS ARE NOMINAL. INFORMATION SUBJECT TO CHANGE WITHOUT NOTICE.



DETAIL A  
SCALE 1 / 5  
EXPANSION UNIT



DETAIL B  
SCALE 1 / 5  
DELTA BUILD

TOLERANCES  
(UNLESS OTHERWISE SPECIFIED)  
LINEAR DIMENSIONS:  
X = ± .500  
XX = ± .300  
XXX = ± .130

ANGULAR DIMENSIONS:  
X = ± 1°  
XX = ± .5°  
XXX = ± .25°

SYMBOLS  
Q# = CRITICAL DIM.  
S = COSMETIC SURFACE

UNLESS OTHERWISE SPECIFIED  
\* INTERPRET DRAWING IAW ASME Y14.100-2000  
\* DIMENSIONING & TOLERANCING IAW ASME Y14.5M-2007  
\* REMOVE ALL BURRS AND SHARP EDGES .2 R MAX  
\* DIMENSIONS ARE IN MILLIMETERS  
\* DIMENSIONAL LIMITS APPLY AFTER PLATING/COATING.

DO NOT SCALE DRAWING  
THIRD ANGLE PROJECTION

MATERIAL:  
FINISH:

**SERVER TECHNOLOGY, INC.**  
1040 Sandhill Drive Reno, NV 89521

DRAWING TITLE:  
**OUTLINE DRAWING, SWITCHED PIPS  
POPS V24 (18)C13 (6)C19 (1)NEMA 5-20R  
AUX, BOTTOM FRONT/ BOTTOM ENTRY**

SIZE	CAGE CODE	DWG NO.	REV
B	049V0	412-0429-65	1
SCALE:	NONE	SHEET	1 OF 1

8

7

6

5

4

3

2

1