

SERVER TECHNOLOGY, INC.
 PROPRIETARY INFORMATION

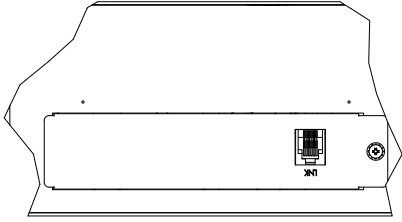
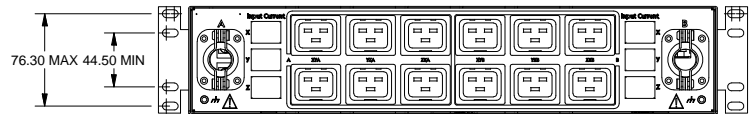
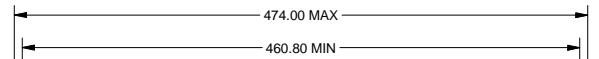
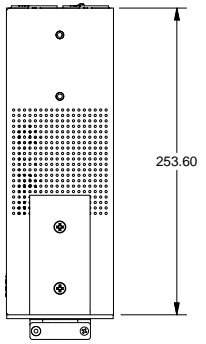
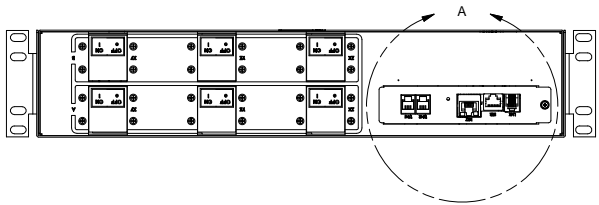
THIS DOCUMENT IS THE SOLE PROPERTY OF SERVER TECHNOLOGY, INC. THE RELEASE OF DATA CONTAINED IN THIS DOCUMENT AND THE REPRODUCTION OF THIS DOCUMENT, IN WHOLE OR IN PART, WITHOUT THE WRITTEN PERMISSION OF SERVER TECHNOLOGY, INC IS PROHIBITED.

THESE COMMODITIES, TECHNOLOGY OR SOFTWARE WERE EXPORTED FROM THE UNITED STATES IN ACCORDANCE WITH THE EXPORT ADMINISTRATION REGULATIONS. DIVERSION CONTRARY TO U.S. LAW IS PROHIBITED.

RoHS COMPLIANT

REVISION HISTORY				
ZONE	REV	DESCRIPTION	DATE	APPROVED
-	1	INITIAL DESIGN	9/23/2011	MB/PG

- NOTES:
- SEE STI QUALITY STANDARD #104-1000-1 FOR GENERAL REQUIREMENTS.
 - DIMENSIONS ARE IN MILLIMETERS AND [] ARE IN INCHES
 - DIMENSIONS ARE NOMINAL. INFORMATION SUBJECT TO CHANGE WITHOUT NOTICE.



DETAIL A
 EXPANSION UNIT

<p>TOLERANCES (UNLESS OTHERWISE SPECIFIED):</p> <p>LINEAR DIMENSIONS: .X = ± .500 .XX = ± .300 .XXX = ± .130</p> <p>ANGULAR DIMENSIONS: X = ± 1° XX = ± .5° XXX = ± .25°</p> <p>SYMBOLS</p> <p>(G#) = CRITICAL DIM. (S) = COSMETIC SURFACE</p>	<p>UNLESS OTHERWISE SPECIFIED</p> <p>* INTERPRET DRAWING IAW ASME Y14.100-2000 * DIMENSIONING & TOLERANCING IAW ASME Y14.5M-2007 * REMOVE ALL BURRS AND SHARP EDGES 2 R MAX * DIMENSIONS ARE IN MILLIMETERS * DIMENSIONAL LIMITS APPLY AFTER PLATING/COATING.</p> <p>DO NOT SCALE DRAWING</p> <p>THIRD ANGLE PROJECTION</p> <p>MATERIAL:</p> <p>FINISH:</p>
--	---

SERVER TECHNOLOGY, INC.

1040 Sandhill Drive Reno, NV 89521

DRAWING TITLE:
OUTLINE DRAWING, SMART, PIPS, H12

SIZE B	CAGE CODE 049V0	DWG NO. 412-0603-2	REV 1
SCALE NONE		SHEET 1 OF 1	