

8

7

6

5

4

3

2

1

SERVER TECHNOLOGY, INC
PROPRIETARY INFORMATION

RoHS COMPLIANT

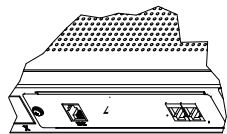
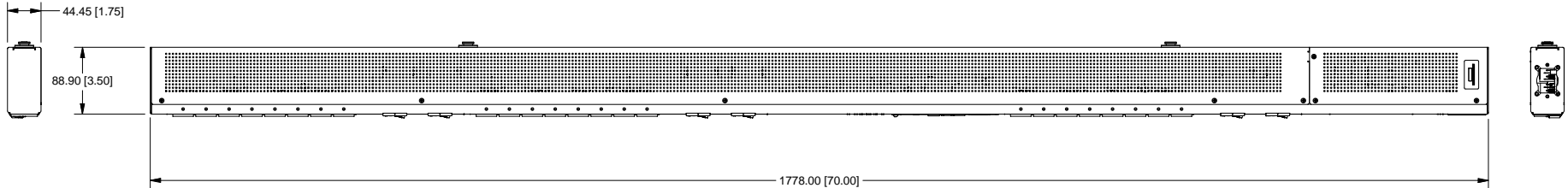
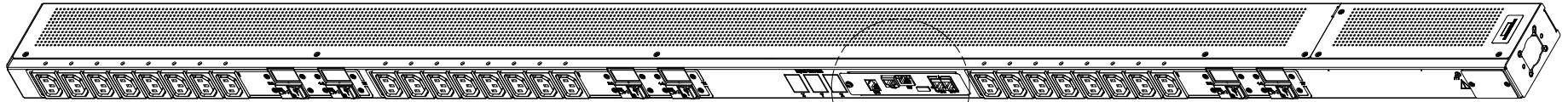
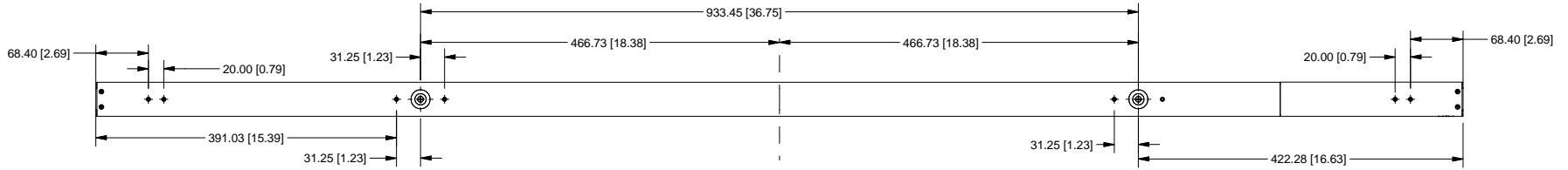
THIS DOCUMENT IS THE SOLE PROPERTY OF SERVER TECHNOLOGY, INC. THE RELEASE OF DATA CONTAINED IN THIS DOCUMENT AND THE REPRODUCTION OF THIS DOCUMENT, IN WHOLE OR IN PART, WITHOUT THE WRITTEN PERMISSION OF SERVER TECHNOLOGY, INC IS PROHIBITED.

THESE COMMODITIES, TECHNOLOGY OR SOFTWARE WERE EXPORTED FROM THE UNITED STATES IN ACCORDANCE WITH THE EXPORT ADMINISTRATION REGULATIONS. DIVERSION CONTRARY TO U.S. LAW IS PROHIBITED.

ZONE		REV	DESCRIPTION	DATE	APPROVED
3C		1A	UPDATE BUTTON SPACING TO 36.75", SEE EDU-1040	4/3/13	AJS/TI

NOTES:

- 1. DIMENSIONS ARE IN MILLIMETERS AND [] ARE IN INCHES.
- 2. DIMENSIONS ARE NOMINAL. INFORMATION SUBJECT TO CHANGE WITHOUT NOTICE.



<p>TOLERANCES (UNLESS OTHERWISE SPECIFIED):</p> <p>LINEAR DIMENSIONS: X = ± .500 .XX = ± .200 .XXX = ± .130</p> <p>ANGULAR DIMENSIONS: X = ± 1° XX = ± .5° XXX = ± .25°</p>		<p>UNLESS OTHERWISE SPECIFIED</p> <p>* INTERPRET DRAWING IAW ASME Y14.100-2000</p> <p>* DIMENSIONING & TOLERANCING IAW ASME Y14.5M-2007</p> <p>* REMOVE ALL BURRS AND SHARP EDGES 2 R MAX</p> <p>* DIMENSIONS ARE IN MILLIMETERS</p> <p>* DIMENSIONAL LIMITS APPLY AFTER PLATING/COATING.</p> <p>DO NOT SCALE DRAWING</p> <p>THIRD ANGLE PROJECTION</p>		<p>SERVER TECHNOLOGY, INC.</p> <p>1040 Sandhill Drive Reno, NV 89521</p> <p>DRAWING TITLE: OUTLINE DRAWING, SWITCHED, PIPS, V24</p>	
<p>SYMBOLS</p> <p>(G#) = CRITICAL DIM.</p> <p>(S) = COSMETIC SURFACE</p>		<p>MATERIAL:</p>		<p>SIZE B CAGE CODE 049V0 DWG NO. 412-0372-34 REV 1A</p>	
<p>FINISH:</p>		<p>SCALE NONE</p>		<p>SHEET 1 OF 3</p>	

8

7

6

5

4

3

2

1