

8 7 6 5 4 3 2 1

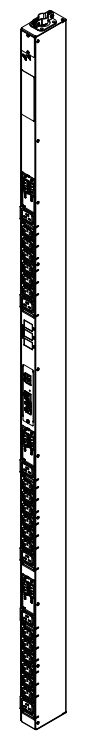
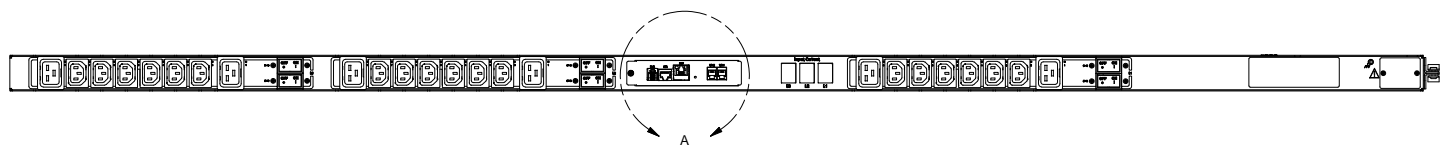
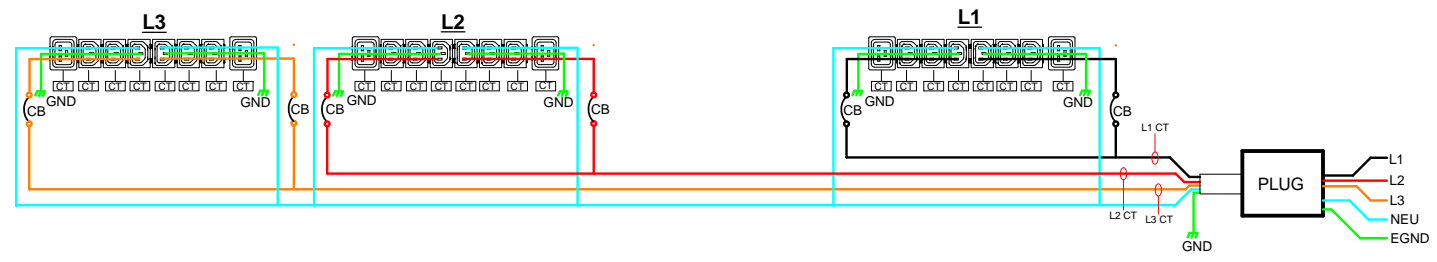
SERVER TECHNOLOGY, INC
 PROPRIETARY INFORMATION

THIS DOCUMENT IS THE SOLE PROPERTY OF SERVER TECHNOLOGY, INC. THE RELEASE OF DATA CONTAINED IN THIS DOCUMENT AND THE REPRODUCTION OF THIS DOCUMENT, IN WHOLE OR IN PART, WITHOUT THE WRITTEN PERMISSION OF SERVER TECHNOLOGY, INC IS PROHIBITED.

THESE COMMODITIES, TECHNOLOGY OR SOFTWARE WERE EXPORTED FROM THE UNITED STATES IN ACCORDANCE WITH THE EXPORT ADMINISTRATION REGULATIONS. DIVERSION CONTRARY TO U.S. LAW IS PROHIBITED.

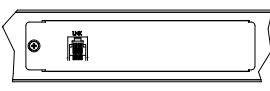
RoHS COMPLIANT

REVISION HISTORY				
ZONE	REV	DESCRIPTION	DATE	APPROVED
-	1	INITIAL DESIGN	3/30/2011	MAR/



ISO VIEW

Part Number	Expansion	Input	CS	Input Type	Output	CS	Outlet: North America	CS	Outlet Type	Branch Circuit: North America / CS	Phase: North America / CS
Master	Expansion	Rating: North America	CS	Input Type	Output Rating: North America	CS	Outlet: North America	CS	Outlet Type	Branch Circuit: North America / CS	Phase: North America / CS
ETC-2405425-001	ETC-2405425-001	240V, 50/60Hz, 30A	CS	ETC-2405425-001	240V, 50/60Hz, 30A	CS	ETC-2405425-001	CS	ETC-2405425-001	120V, 15A, 120V, 15A, 120V, 15A	120V, 15A, 120V, 15A
ETC-2405425-002	ETC-2405425-002	240V, 50/60Hz, 30A	CS	ETC-2405425-002	240V, 50/60Hz, 30A	CS	ETC-2405425-002	CS	ETC-2405425-002	120V, 15A, 120V, 15A, 120V, 15A	120V, 15A, 120V, 15A
ETC-2405425-003	ETC-2405425-003	240V, 50/60Hz, 30A	CS	ETC-2405425-003	240V, 50/60Hz, 30A	CS	ETC-2405425-003	CS	ETC-2405425-003	120V, 15A, 120V, 15A, 120V, 15A	120V, 15A, 120V, 15A
ETC-2405425-004	ETC-2405425-004	240V, 50/60Hz, 30A	CS	ETC-2405425-004	240V, 50/60Hz, 30A	CS	ETC-2405425-004	CS	ETC-2405425-004	120V, 15A, 120V, 15A, 120V, 15A	120V, 15A, 120V, 15A
ETC-2405425-005	ETC-2405425-005	240V, 50/60Hz, 30A	CS	ETC-2405425-005	240V, 50/60Hz, 30A	CS	ETC-2405425-005	CS	ETC-2405425-005	120V, 15A, 120V, 15A, 120V, 15A	120V, 15A, 120V, 15A
ETC-2405425-006	ETC-2405425-006	240V, 50/60Hz, 30A	CS	ETC-2405425-006	240V, 50/60Hz, 30A	CS	ETC-2405425-006	CS	ETC-2405425-006	120V, 15A, 120V, 15A, 120V, 15A	120V, 15A, 120V, 15A
ETC-2405425-007	ETC-2405425-007	240V, 50/60Hz, 30A	CS	ETC-2405425-007	240V, 50/60Hz, 30A	CS	ETC-2405425-007	CS	ETC-2405425-007	120V, 15A, 120V, 15A, 120V, 15A	120V, 15A, 120V, 15A
ETC-2405425-008	ETC-2405425-008	240V, 50/60Hz, 30A	CS	ETC-2405425-008	240V, 50/60Hz, 30A	CS	ETC-2405425-008	CS	ETC-2405425-008	120V, 15A, 120V, 15A, 120V, 15A	120V, 15A, 120V, 15A
ETC-2405425-009	ETC-2405425-009	240V, 50/60Hz, 30A	CS	ETC-2405425-009	240V, 50/60Hz, 30A	CS	ETC-2405425-009	CS	ETC-2405425-009	120V, 15A, 120V, 15A, 120V, 15A	120V, 15A, 120V, 15A
ETC-2405425-010	ETC-2405425-010	240V, 50/60Hz, 30A	CS	ETC-2405425-010	240V, 50/60Hz, 30A	CS	ETC-2405425-010	CS	ETC-2405425-010	120V, 15A, 120V, 15A, 120V, 15A	120V, 15A, 120V, 15A
ETC-2405425-011	ETC-2405425-011	240V, 50/60Hz, 30A	CS	ETC-2405425-011	240V, 50/60Hz, 30A	CS	ETC-2405425-011	CS	ETC-2405425-011	120V, 15A, 120V, 15A, 120V, 15A	120V, 15A, 120V, 15A
ETC-2405425-012	ETC-2405425-012	240V, 50/60Hz, 30A	CS	ETC-2405425-012	240V, 50/60Hz, 30A	CS	ETC-2405425-012	CS	ETC-2405425-012	120V, 15A, 120V, 15A, 120V, 15A	120V, 15A, 120V, 15A
ETC-2405425-013	ETC-2405425-013	240V, 50/60Hz, 30A	CS	ETC-2405425-013	240V, 50/60Hz, 30A	CS	ETC-2405425-013	CS	ETC-2405425-013	120V, 15A, 120V, 15A, 120V, 15A	120V, 15A, 120V, 15A
ETC-2405425-014	ETC-2405425-014	240V, 50/60Hz, 30A	CS	ETC-2405425-014	240V, 50/60Hz, 30A	CS	ETC-2405425-014	CS	ETC-2405425-014	120V, 15A, 120V, 15A, 120V, 15A	120V, 15A, 120V, 15A
ETC-2405425-015	ETC-2405425-015	240V, 50/60Hz, 30A	CS	ETC-2405425-015	240V, 50/60Hz, 30A	CS	ETC-2405425-015	CS	ETC-2405425-015	120V, 15A, 120V, 15A, 120V, 15A	120V, 15A, 120V, 15A
ETC-2405425-016	ETC-2405425-016	240V, 50/60Hz, 30A	CS	ETC-2405425-016	240V, 50/60Hz, 30A	CS	ETC-2405425-016	CS	ETC-2405425-016	120V, 15A, 120V, 15A, 120V, 15A	120V, 15A, 120V, 15A
ETC-2405425-017	ETC-2405425-017	240V, 50/60Hz, 30A	CS	ETC-2405425-017	240V, 50/60Hz, 30A	CS	ETC-2405425-017	CS	ETC-2405425-017	120V, 15A, 120V, 15A, 120V, 15A	120V, 15A, 120V, 15A
ETC-2405425-018	ETC-2405425-018	240V, 50/60Hz, 30A	CS	ETC-2405425-018	240V, 50/60Hz, 30A	CS	ETC-2405425-018	CS	ETC-2405425-018	120V, 15A, 120V, 15A, 120V, 15A	120V, 15A, 120V, 15A
ETC-2405425-019	ETC-2405425-019	240V, 50/60Hz, 30A	CS	ETC-2405425-019	240V, 50/60Hz, 30A	CS	ETC-2405425-019	CS	ETC-2405425-019	120V, 15A, 120V, 15A, 120V, 15A	120V, 15A, 120V, 15A
ETC-2405425-020	ETC-2405425-020	240V, 50/60Hz, 30A	CS	ETC-2405425-020	240V, 50/60Hz, 30A	CS	ETC-2405425-020	CS	ETC-2405425-020	120V, 15A, 120V, 15A, 120V, 15A	120V, 15A, 120V, 15A



DETAIL A
 SCALE 1/3
 'CXG' EXPANSION UNIT

TOLERANCES (UNLESS OTHERWISE SPECIFIED) LINEAR DIMENSIONS: .X = ± .500 .XX = ± .300 .XXX = ± .150 ANGULAR DIMENSIONS: X = ± 1° XX = ± 5° XXX = ± 25° SYMBOLS (C) = CRITICAL DIM. (S) = COSMETIC SURFACE	UNLESS OTHERWISE SPECIFIED * INTERPRET DRAWING IAW ASME Y14.100-2000 * DIMENSIONING & TOLERANCING IAW ASME Y14.5M-2007 * REMOVE ALL BURRS AND SHARP EDGES, 2/R MAX. * DIMENSIONS ARE IN MILLIMETERS * DIMENSIONAL LIMITS APPLY AFTER PLATING/COATING. DO NOT SCALE DRAWING	THIRD ANGLE PROJECTION	
		MATERIAL: FINISH: VENDOR PART NO:	APPROVALS DRAWN BY: mramsey CHECKED BY: MAR/JM APPROVED BY: MAR/JM RELEASED BY: MAR/JM

SERVER TECHNOLOGY, INC.

1040 Sandhill Drive Reno, NV 89521

DRAWING TITLE:
 SWITCHED POPS/PIPS CDU MODEL
 #CWG[CXG]-24Vxx, 32A, 3PH, 400V
 WIRING DIAGRAM

SIZE	CAGE CODE	DWG NO.	REV
B	04V90	495-0577-2	1

SCALE: NONE FILE NO: 495-0577-2.kdw SHEET 1 OF 1