

Replacing a CDU Network Card


SUPPORT NOTE SN-1003 | APRIL 2015

Overview

This Note provides instruction for replacing the Network Interface Card (NIC) of a Server Technology CDU. Applicable models must have a detachable NIC as seen below and not be of PRO2 series products. Otherwise, contact Technical Support for assistance. The CDU does not need to be de-energized for this procedure (the NIC is hot-swappable). Operation of the power distribution will not be affected.

Procedure



- 1) Remove the Phillips head screw from the cover plate of the NIC, as shown below. Keep this screw for installation of the replacement card.



- 2) Slide the assembly out of the enclosure and disconnect the cables from the "old" NIC. The communications cable (J1) has three white wires and one red wire; the power cable (J8) has two black wires and two white wires (as shown above).

Replacing a CDU Network Card

- 3) Gently connect the same cables to the “new” NIC in the same manner. (Images below are of ME and NIM network card examples.)



- 4) Gently slide the assembly into the enclosure being careful to avoid pinching the cables, then secure the screw.
- 5) The NIC will boot per standard process. This may take up to 3 minutes.
- 6) The “new” NIC will need to be programmed with key product information, unless pre-programmed by the factory. Contact Technical Support for the specific programming steps for your particular model. Be prepared to provide the Model Number and Serial Number, which can both be found on the certification label affixed to the unit.
- 7) Continue to setup the IP address and other settings as with any new product.

Contact Server Technology Technical Support at 1-800-835-1515 or support@servertech.com for additional assistance.

Interested in learning more about how Server Technology can help you manage and distribute power in your data center?

Visit us online at: www.servertech.com/products/



HEADQUARTERS NORTH AMERICA

Server Technology
1040 Sandhill Drive
Reno, NV 89521
United States
Tel: +1.775.284.2000
Fax: +1.775.284.2065
sales@servertech.com
www.servertech.com
www.servertechblog.com

WESTERN EUROPE, MIDDLE EAST & AFRICA

Server Technology
Fountain Court
2 Victoria Square
Victoria Street
St. Albans, AL1 3TF
United Kingdom
Tel: +44 (0) 1727 884676
Fax: +44 (0) 1727 220815
salesint@servertech.com

CENTRAL EUROPE, EASTERN EUROPE & RUSSIA NIEDERLASSUNG DEUTSCHLAND

Server Technology
42119 Wuppertal
Germany
Tel: +49 202 693917 x0
Fax: +49 202 693917-10
salesint@servertech.com

APAC

Server Technology
Room 2301, 23/F, Future Plaza
111-113 How Ming Street,
Kwun Tong, Hong Kong
Tel: +852 3916 2048
Fax: +852 3916 2002
salesint@servertech.com