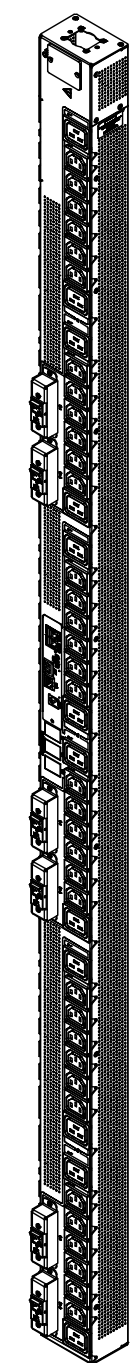
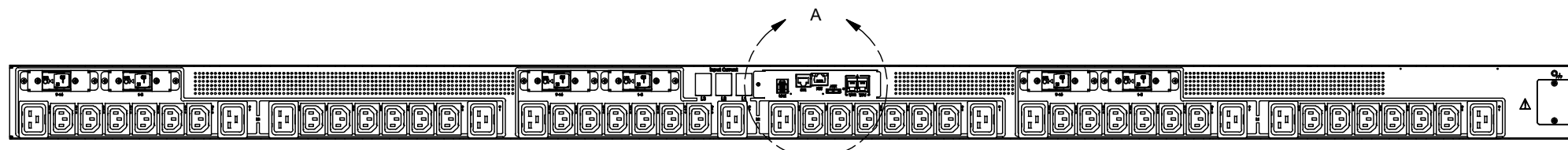
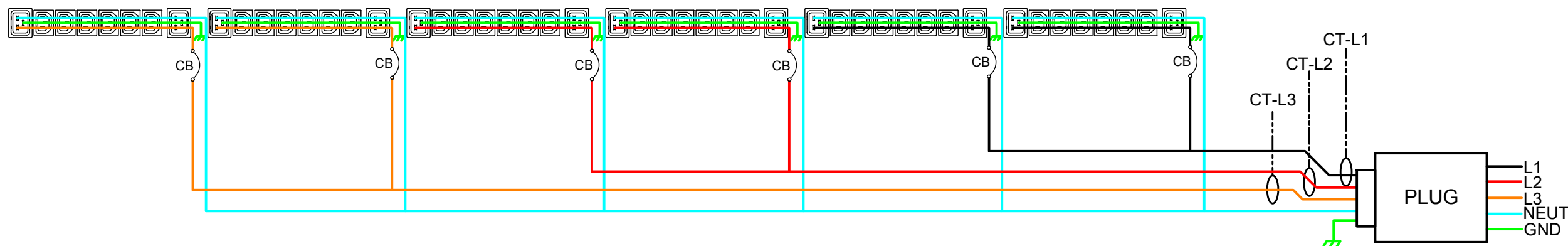


RoHS COMPLIANT

SERVER TECHNOLOGY, INC
 PROPRIETARY INFORMATION
 THIS DOCUMENT IS THE SOLE PROPERTY OF SERVER TECHNOLOGY, INC. THE RELEASE OF DATA CONTAINED IN THIS DOCUMENT AND THE REPRODUCTION OF THIS DOCUMENT, IN WHOLE OR IN PART, WITHOUT THE WRITTEN PERMISSION OF SERVER TECHNOLOGY, INC IS PROHIBITED.
 THESE COMMODITIES, TECHNOLOGY OR SOFTWARE WERE EXPORTED FROM THE UNITED STATES IN ACCORDANCE WITH THE EXPORT ADMINISTRATION REGULATIONS. DIVERSION CONTRARY TO U.S. LAW IS PROHIBITED.

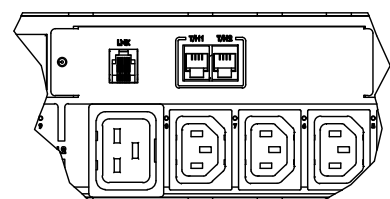
REVISION HISTORY				
ZONE	REV	DESCRIPTION	DATE	APPROVED
-	1	INITIAL DESIGN	9/10/2015	JWM/ROG
-	1A	REMOVED TOROIDS FROM OUTLETS	11/17/2015	JWM/ROG

- NOTES:
- SEE STI QUALITY STANDARD #104-1000-1 FOR GENERAL REQUIREMENTS.



ISO VIEW

Part Number	Certification	Input	Output				
Master	Expansion	Rating Standard	Rating	Input Type	Total Output Rating	Outlet Type and Ratings	Branch Circuit Rating
CW48VM-4NKQ58A1 (STV-4304J)	CX48VM-4NKQ58A1 (SEV-4304J)	TUVGS	230/400V 3P+N+PE, 50/60Hz; 16A	IEC 60309 16A	230V, 50/60Hz; <= 48A	IEC 60320: C19 <= 16A each, C13 <= 10A each	6 branches, each <= 16A
CW48VM-4PKQ58A1 (STV-4304K)	CX48VM-4PKQ58A1 (SEV-4304K)	TUVGS	230/400V 3P+N+PE, 50/60Hz; 32A	IEC 60309 32A	230V, 50/60Hz; <= 96A	IEC 60320: C19 <= 16A each, C13 <= 10A each	6 branches, each <= 16A
CW48VM-5BKQ58A1 (STV-4304A)	CX48VM-5BKQ58A1 (SEV-4304A)	cTUVus and/or cULus	240/415V 3P+N+PE, 50/60Hz; 16A	NEMA L22-20P	240V, 50/60Hz; <= 48A	IEC 60320: C19 <= 16A each, C13 <= 12A each	6 branches, each <= 16A
CW48VM-5CKQ58A1 (STV-4304Z)	CX48VM-5CKQ58A1 (SEV-4304Z)	cTUVus and/or cULus	240/415V 3P+N+PE, 50/60Hz; 24A	NEMA L22-30P	240V, 50/60Hz; <= 72A	IEC 60320: C19 <= 16A each, C13 <= 12A each	6 branches, each <= 16A
CW48VM-5NKQ58A1 (STV-4304C)	CX48VM-5NKQ58A1 (SEV-4304C)	cTUVus and/or cULus	240/415V 3P+N+PE, 50/60Hz; 16A	IEC 60309 20A	240V, 50/60Hz; <= 48A	IEC 60320: C19 <= 16A each, C13 <= 12A each	6 branches, each <= 16A
CW48VM-5PKQ58A1 (STV-4304D)	CX48VM-5PKQ58A1 (SEV-4304D)	cTUVus and/or cULus	240/415V 3P+N+PE, 50/60Hz; 24A	IEC 60309 30A	240V, 50/60Hz; <= 72A	IEC 60320: C19 <= 16A each, C13 <= 12A each	6 branches, each <= 16A



DETAIL A
 'CX' EXPANSION VIEW

TOLERANCES (UNLESS OTHERWISE SPECIFIED)
 LINEAR DIMENSIONS:
 X = ± .500
 XX = ± .300
 XXX = ± .130
 ANGULAR DIMENSIONS:
 X = ± 1°
 XX = ± .5°
 XXX = ± .25°

UNLESS OTHERWISE SPECIFIED
 * INTERPRET DRAWING IAW ASME Y14.100-2000
 * DIMENSIONING & TOLERANCING IAW ASME Y14.5M-2007
 * REMOVE ALL BURRS AND SHARP EDGES .2 R MAX
 * DIMENSIONS ARE IN MILLIMETERS
 * DIMENSIONAL LIMITS APPLY AFTER PLATING/COATING.

DO NOT SCALE DRAWING
 THIRD ANGLE PROJECTION

SYMBOLS
 (Q#) = CRITICAL DIM.
 (S) = COSMETIC SURFACE

MATERIAL:
 FINISH:

SERVER TECHNOLOGY, INC.

1040 Sandhill Drive Reno, NV 89521

DRAWING TITLE:
**FUNCTIONAL BLOCK WIRING DIAGRAM,
 SWITCHED PIPS**

SIZE	CAGE CODE	DWG NO.	REV
B	049V0	495-0729-11	1A
SCALE: NONE	SHEET		1 OF 1