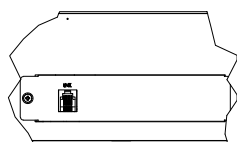
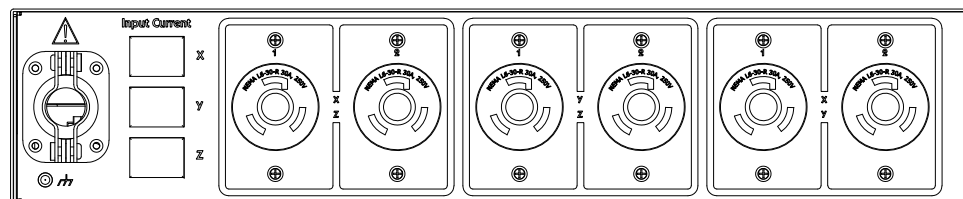
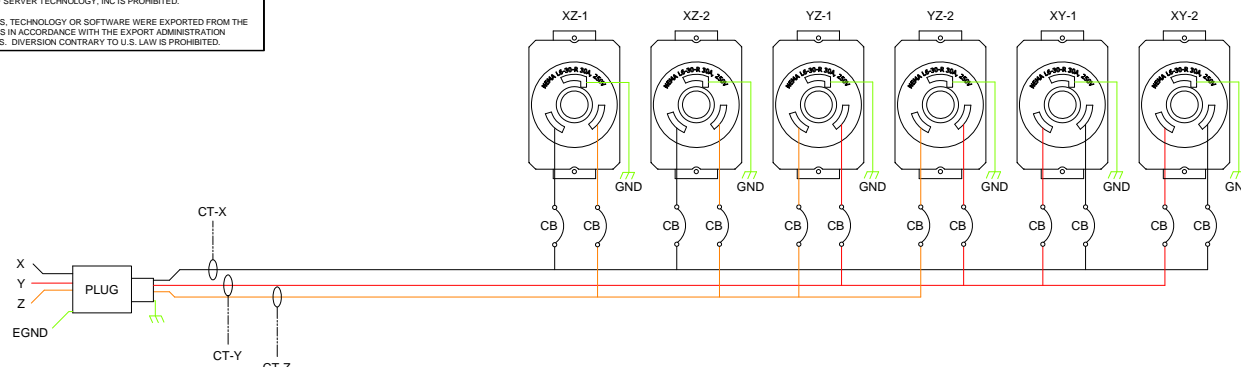


REVISIONS			
REV	DESCRIPTION	DATE	DFT/APPR
1	INITIAL DESIGN	08/15/11	MB/PG

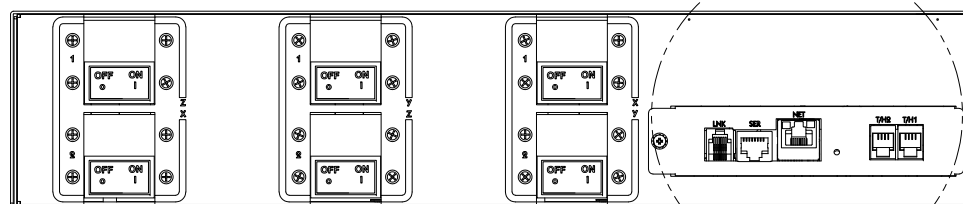
THIS DOCUMENT IS THE SOLE PROPERTY OF SERVER TECHNOLOGY, INC.
THE RELEASE OF DATA CONTAINED IN THIS DOCUMENT AND THE REPRODUCTION
OF THIS DOCUMENT, IN WHOLE OR IN PART, WITHOUT THE WRITTEN PERMISSION
OF SERVER TECHNOLOGY, INC IS PROHIBITED.

THESE COMMODITIES, TECHNOLOGY OR SOFTWARE WERE EXPORTED FROM THE UNITED STATES IN ACCORDANCE WITH THE EXPORT ADMINISTRATION REGULATIONS. DIVERSION CONTRARY TO U.S. LAW IS PROHIBITED.

NOTES:



DETAIL A
SCALE 1/3
EXPANSION UNIT



Part Number	Input		Output				
Master	Expansion	Rating, North America	Input Type	Output Rating North America	Outlet: North America	Outlet Type	Branch Circuit: North America
CS-4HDX452B6	CL-4HDX452B6	240V 3W+PE, 50/60Hz 48A	IEC 60309	240V, 50/60Hz; <= 83.1A	4x NEMA L15-30P <= 24A each	NEMA L15-30P	XYZ <= 30A
CS-4HDV452B6	CL-4HDV452B6	240V 3W+PE, 50/60Hz 40A	CS8365C	240V, 50/60Hz; <= 69.3A	4x NEMA L15-30P <= 24A each	NEMA L15-30P	XYZ <= 30A
CS-4HYV452B6	CL-4HYV452B6	120/208V 3W+N+PE, 50/60Hz 48A	IEC 60309	208V, 50/60Hz; <= 83.1A	4x NEMA L15-30P <= 24A each	NEMA L15-30P	XYZ <= 30A

SERVER TECHNOLOGY INC

1040 Sandhill Drive Reno, NV 89521

DRAWING TITLE:
FUNCTIONAL BLOCK WIRING DIAGRAM,
SMART, H6

SIZE B	CAGE CODE 049V0	DWG NO. 495-0476-2	REV. 1
SCALE: 1/1		SHEET 1 OF 1	