

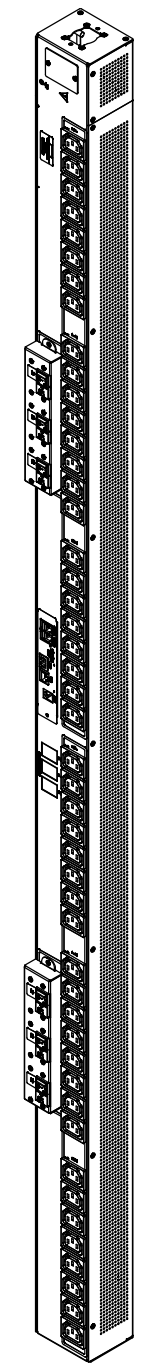
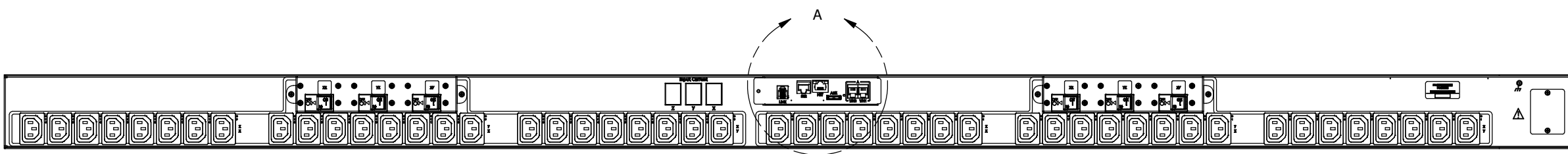
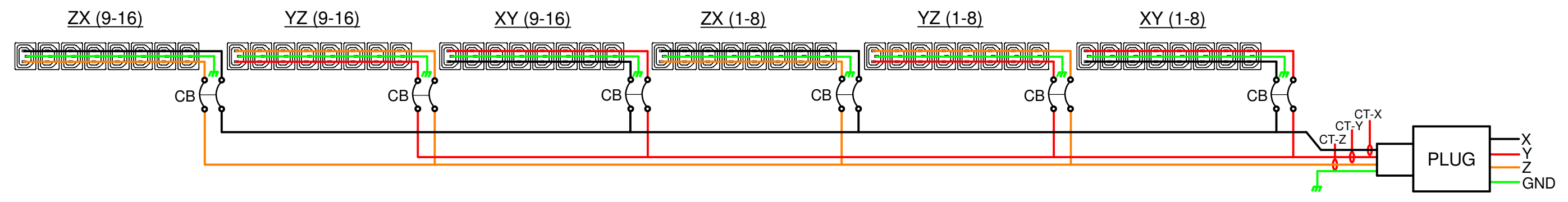
SERVER TECHNOLOGY, INC
 PROPRIETARY INFORMATION

THIS DOCUMENT IS THE SOLE PROPERTY OF SERVER TECHNOLOGY, INC. THE RELEASE OF DATA CONTAINED IN THIS DOCUMENT AND THE REPRODUCTION OF THIS DOCUMENT, IN WHOLE OR IN PART, WITHOUT THE WRITTEN PERMISSION OF SERVER TECHNOLOGY, INC IS PROHIBITED.

THESE COMMODITIES, TECHNOLOGY OR SOFTWARE WERE EXPORTED FROM THE UNITED STATES IN ACCORDANCE WITH THE EXPORT ADMINISTRATION REGULATIONS. DIVERSION CONTRARY TO U.S. LAW IS PROHIBITED.

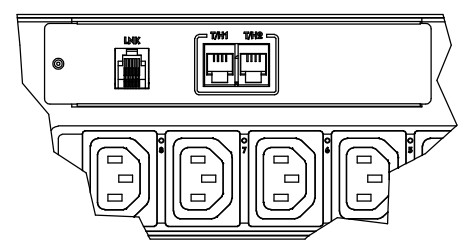
RoHS COMPLIANT

REVISION HISTORY				
ZONE	REV	DESCRIPTION	DATE	APPROVED
-	1	INITIAL DESIGN	11/21/2014	JWM/ROG



ISO VIEW

Part Number	Expansion	Certification	Input	Output	Branch Circuit Rating		
Master	Expansion	Rating Standard	Rating	Input Type	Total Output Rating	Outlet Type and Ratings	Branch Circuit Rating
CW48VE-DFLQ58AC	CX48VE-DFLQ58AC	cTUVus and/or cULus	208V 3P+PE, 50/60Hz; 40A	CS8365	208V, 50/60Hz; <= 69.2A	IEC 60320: 48xC13 <= 12A each	6 branches, each <= 16A
CW48VE-DQLQ58AC	CX48VE-DQLQ58AC	cTUVus and/or cULus	208V 3P+PE, 50/60Hz; 48A	IEC 60309	208V, 50/60Hz; <= 83.1A	IEC 60320: 48xC13 <= 12A each	6 branches, each <= 16A
CW48VE-YQLQ58AC	CX48VE-YQLQ58AC	cTUVus and/or cULus	120/208V 3P+N+PE, 50/60Hz; 48A	IEC 60309	208V, 50/60Hz; <= 83.1A	IEC 60320: 48xC13 <= 12A each	6 branches, each <= 16A



DETAIL A
 CX EXPANSION

TOLERANCES
 (UNLESS OTHERWISE SPECIFIED)
 LINEAR DIMENSIONS:
 .X = ± .500
 .XX = ± .300
 .XXX = ± .130

ANGULAR DIMENSIONS:
 X = ± 1°
 X.X = ± .5°
 X.XX = ± .25°

SYMBOLS
 (Q#) = CRITICAL DIM.
 (S) = COSMETIC SURFACE

UNLESS OTHERWISE SPECIFIED
 • INTERPRET DRAWING IAW ASME Y14.100-2000
 • DIMENSIONING & TOLERANCING IAW ASME Y14.5M-2007
 • REMOVE ALL BURRS AND SHARP EDGES .2 R MAX
 • DIMENSIONS ARE IN MILLIMETERS
 • DIMENSIONAL LIMITS APPLY AFTER PLATING/COATING.

DO NOT SCALE DRAWING
 THIRD ANGLE PROJECTION

MATERIAL:
 FINISH:

SERVER TECHNOLOGY, INC.
 1040 Sandhill Drive Reno, NV 89521

DRAWING TITLE:
**FUNCTIONAL BLOCK WIRING DIAGRAM,
 SWITCHED, PIPS**

SIZE	CAGE CODE	DWG NO.	REV
B	049V0	495-1044-1	1
SCALE: NONE			SHEET 1 OF 1