

SERVER TECHNOLOGY, INC.
PROPRIETARY INFORMATION

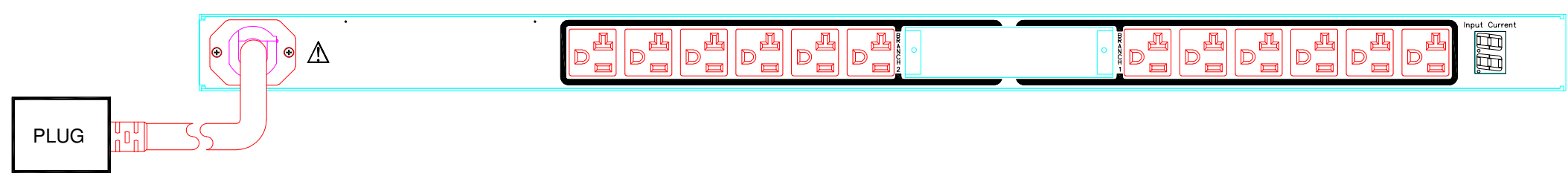
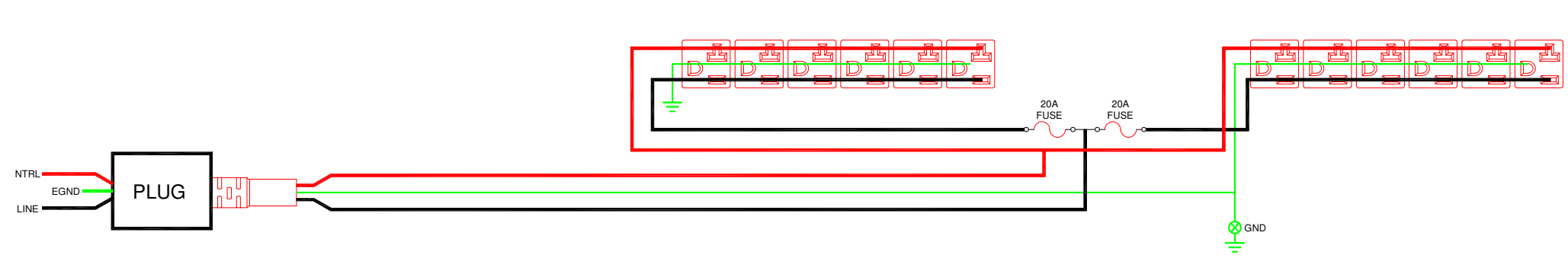
THIS DOCUMENT IS THE SOLE PROPERTY OF SERVER TECHNOLOGY, INC. THE RELEASE OF DATA CONTAINED IN THIS DOCUMENT AND THE REPRODUCTION OF THIS DOCUMENT, IN WHOLE OR IN PART, WITHOUT THE WRITTEN PERMISSION OF SERVER TECHNOLOGY, INC IS PROHIBITED.

THESE COMMODITIES, TECHNOLOGY OR SOFTWARE WERE EXPORTED FROM THE UNITED STATES IN ACCORDANCE WITH THE EXPORT ADMINISTRATION REGULATIONS. DIVERSION CONTRARY TO U.S. LAW IS PROHIBITED.

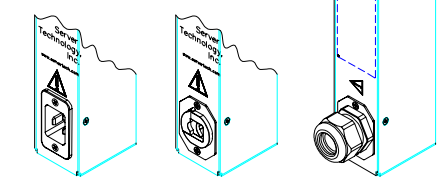
RoHS COMPLIANT

REV		DESCRIPTION	DATE	DFT/APPR
1		INITIAL DESIGN	08/04/2010	MAR/

NOTES:



Part Number	Input		Input Type	Output		Outlet: North America / PSE	Outlet Type	Branch Circuit: North America / PSE
	Rating, North America	PSE Japan		Output Rating North America	PSE Japan			
C-12V1-C20M	100-120V, 50/60Hz; 16A	100-120V, 50/60Hz; 20A	IEC 603 20 C10 Inlet	100-120V, 50/60Hz; ≤16A	100-120V, 50/60Hz; ≤20A	≤16A / ≤20A	NEMA 5-20R	≤16A / ≤20A
C-12V1-L20M	100-120V, 50/60Hz; 16A		NEMA L5-20P	100-120V, 50/60Hz; ≤16A		≤16A /	NEMA 5-20R	≤16A /
C-12V1-L30M	100-120V, 50/60Hz; 24A	100-120V, 50/60Hz; 30A	NEMA L5-30P	100-120V, 50/60Hz; ≤24A	100-120V, 50/60Hz; ≤30A	≤16A / ≤20A	NEMA 5-20R	≤16A / ≤20A



ISO VIEW

<p>TOLERANCES (UNLESS OTHERWISE SPECIFIED)</p> <p>LINEAR DIMENSIONS: .X = ± .500 .XX = ± .300 .XXX = ± .130</p> <p>ANGULAR DIMENSIONS: X.X = ± 5° X.XX = ± .25°</p> <p>SYMBOLS (Q#) = CRITICAL DIM. (S) = COSMETIC SURFACE</p>	<p>UNLESS OTHERWISE SPECIFIED * INTERPRET DRAWING IAW ASME Y14.100-2000 * DIMENSIONING & TOLERANCING IAW ASME Y14.5M-1994 * REMOVE ALL BURRS AND SHARP EDGES 2 R MAX * DIMENSIONS ARE IN MILLIMETERS * TOLERANCES ARE: DECIMALS ±3 ANGLES ±1.0° DO NOT SCALE DRAWING</p> <p>MATERIAL:</p> <p>FINISH:</p> <p>VENDOR PART NO:</p>	<p>THIRD ANGLE PROJECTION</p>		<p>SERVER TECHNOLOGY, INC.</p> <p>1040 Sandhill Drive Reno, NV 89521</p>	
		<p>APPROVALS</p> <p>DRAWN BY: MRAMSEY</p> <p>CHECKED BY:</p> <p>APPROVED BY:</p> <p>RELEASED BY:</p>	<p>DATE</p> <p>08/04/2010</p>	<p>DRAWING TITLE: METERED CDU MODEL #C-12V1-xxxx 120V, 20/30A BASIC WIRING DIAGRAM</p>	
		<p>SIZE: D</p> <p>CAGE CODE: 04V90</p> <p>SCALE: 1/1</p>		<p>DWG NO.: 495-0387-1</p> <p>REV: 1</p> <p>FILE NO: 495-0387-1.dwg</p> <p>SHEET: 1 OF 1</p>	
		<p>APPROVALS</p>		<p>DATE</p>	