

SERVER TECHNOLOGY, INC  
 PROPRIETARY INFORMATION

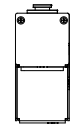
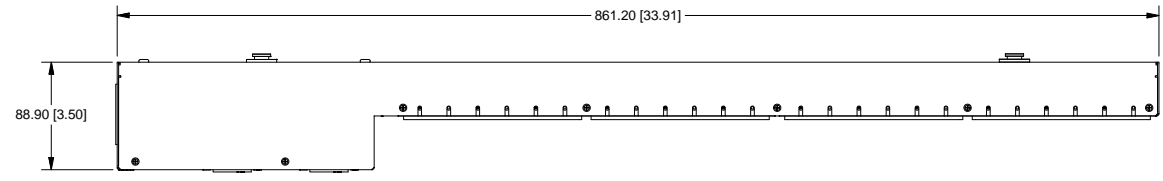
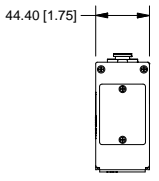
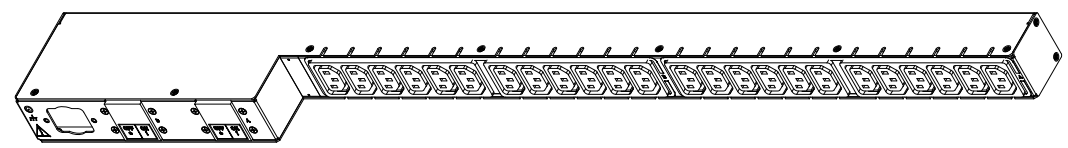
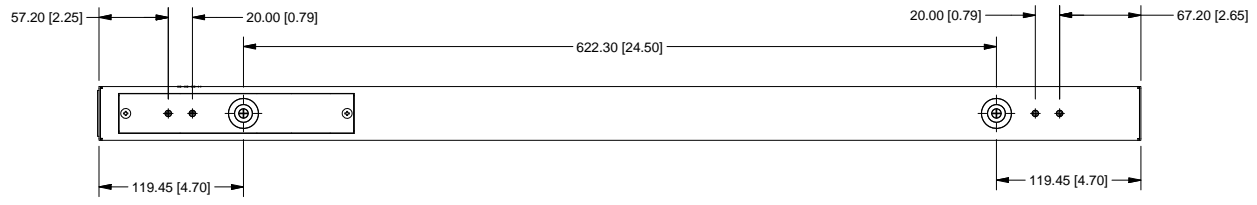
THIS DOCUMENT IS THE SOLE PROPERTY OF SERVER TECHNOLOGY, INC. THE RELEASE OF DATA CONTAINED IN THIS DOCUMENT AND THE REPRODUCTION OF THIS DOCUMENT, IN WHOLE OR IN PART, WITHOUT THE WRITTEN PERMISSION OF SERVER TECHNOLOGY, INC IS PROHIBITED.

THESE COMMODITIES, TECHNOLOGY OR SOFTWARE WERE EXPORTED FROM THE UNITED STATES IN ACCORDANCE WITH THE EXPORT ADMINISTRATION REGULATIONS. DIVERSION CONTRARY TO U.S. LAW IS PROHIBITED.

RoHS COMPLIANT

REVISION HISTORY				
ZONE	REV	DESCRIPTION	DATE	APPROVED
	1		2/18/2011	CC/VB

- NOTES:
1. DIMENSIONS ARE IN MILLIMETERS AND [ ] ARE IN INCHES.
  2. DIMENSIONS ARE NOMINAL. INFORMATION SUBJECT TO CHANGE WITHOUT NOTICE.



<b>TOLERANCES</b> (UNLESS OTHERWISE SPECIFIED) LINEAR DIMENSIONS: .X = ± .500 .XX = ± .300 .XXX = ± .150 ANGULAR DIMENSIONS: X = ± 1° X.X = ± .5° X.XX = ± .25° SYMBOLS: (Q#) = CRITICAL DIM. (S) = COSMETIC SURFACE	UNLESS OTHERWISE SPECIFIED * INTERPRET DRAWING IAW ASME Y14.100-2000 * DIMENSIONING & TOLERANCING IAW ASME Y14.5M-2007 * REMOVE ALL BURRS AND SHARP EDGES, 2/R MAX. * DIMENSIONS ARE IN MILLIMETERS * DIMENSIONAL LIMITS APPLY AFTER PLATING/COATING. DO NOT SCALE DRAWING	THIRD ANGLE PROJECTION 	<b>SERVER TECHNOLOGY, INC</b> 1040 Sandhill Drive Reno, NV 89521			
			DRAWING TITLE: <b>OUTLINE DRAWING, BASIC, C-24V[x],          208-240V, (24) C13 OUTLETS, BOTTOM,          BOTTOM FRONT ENTRY</b>			
APPROVALS DRAWN BY: CCONNOLLY CHECKED BY: CC/VB APPROVED BY: CC/VB RELEASED BY:		DATE 2/18/2011 2/18/2011 2/18/2011		REV 1		
MATERIAL: FINISH: VENDOR PART NO:		SIZE B	CAGE CODE 04V90	DWG NO. 412-0570-2	FILE NO. 412-0570-2.dwg	SHEET 1 OF 1