

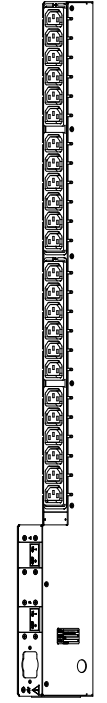
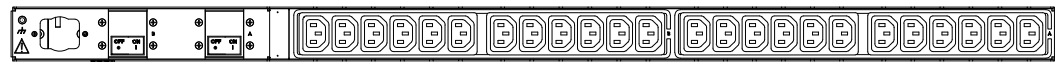
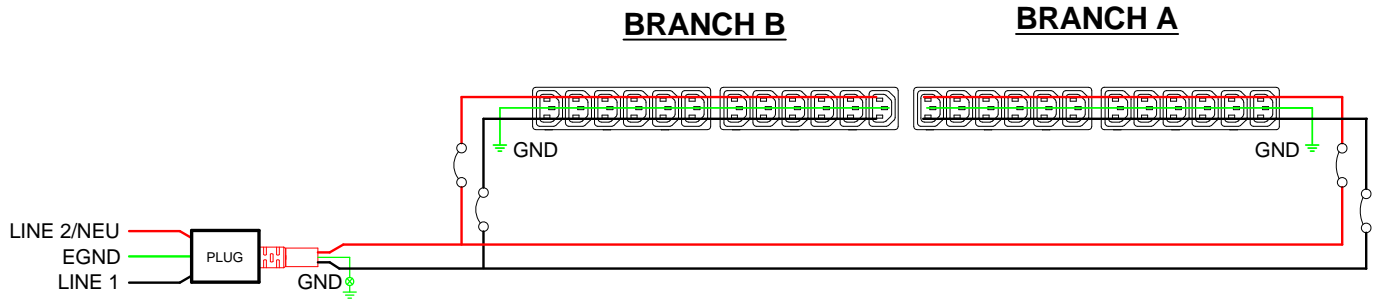
SERVER TECHNOLOGY, INC  
 PROPRIETARY INFORMATION

THIS DOCUMENT IS THE SOLE PROPERTY OF SERVER TECHNOLOGY, INC. THE RELEASE OF DATA CONTAINED IN THIS DOCUMENT AND THE REPRODUCTION OF THIS DOCUMENT, IN WHOLE OR IN PART, WITHOUT THE WRITTEN PERMISSION OF SERVER TECHNOLOGY, INC IS PROHIBITED.

THESE COMMODITIES, TECHNOLOGY OR SOFTWARE WERE EXPORTED FROM THE UNITED STATES IN ACCORDANCE WITH THE EXPORT ADMINISTRATION REGULATIONS. DIVERSION CONTRARY TO U.S. LAW IS PROHIBITED.

RoHS COMPLIANT

REVISION HISTORY				
ZONE	REV	DESCRIPTION	DATE	APPROVED
-	1	INITIAL DESIGN	2/18/2011	MAR/
	1A	UPDATED LAYOUT OF WIRING	3/15/2011	CC/



ISO VIEW

Part Number	Input	Output	Outlet: North America / GS	Outlet Type	Branch Circuit: North America / GS
Master	Rating, North America	GS	Input Type	Output Rating North America	GS
CR-24V2A01-001	208-240V, 50/60Hz, 1GA		EC 60320 C20 Inlet	208-240V, 50/60Hz, <=1GA	
CR-24V2A03-001	208-240V, 50/60Hz, 1GA		EC 60320 C7D Inlet	208-240V, 50/60Hz, <=1GA	
CR-24V2G403-001	208-240V, 50/60Hz, 1GA		NEMA1G-20P	208-240V, 50/60Hz, <=1GA	
CR-24V2G403-001	208-240V, 50/60Hz, 1GA		NEMA1G-20P	208-240V, 50/60Hz, <=1GA	
CR-24V2C401-001	208-240V, 50/60Hz, 24A		NEMA1G-30P	208-240V, 50/60Hz, <=24A	
CR-24V2C403-001	208-240V, 50/60Hz, 24A		NEMA1G-30P	208-240V, 50/60Hz, <=24A	
CR-24VEM01-001	230V, 50/60Hz, 1GA		EC 60320 C20 Inlet	230V, 50/60Hz, <=1GA	
CR-24VEM03-001	230V, 50/60Hz, 1GA		EC 60320 C20 Inlet	230V, 50/60Hz, <=1GA	
CR-24VEM03-001	230V, 50/60Hz, 1GA		EC 60320 C20 Inlet	230V, 50/60Hz, <=1GA	
CR-24VEM03-001	230V, 50/60Hz, 32A		EC 60309 32A	230V, 50/60Hz, <=32A	
CR-24VEM03-001	230V, 50/60Hz, 32A		EC 60309 32A	230V, 50/60Hz, <=32A	

TOLERANCES (UNLESS OTHERWISE SPECIFIED) LINEAR DIMENSIONS: .X = ± .500 .XX = ± .300 .XXX = ± .150 ANGULAR DIMENSIONS: X = ± 1° XX = ± .5° XXX = ± .25° SYMBOLS (Q) = CRITICAL DIM. (S) = COSMETIC SURFACE	UNLESS OTHERWISE SPECIFIED * INTERPRET DRAWING IAW ASME Y14.100-2000 * DIMENSIONING & TOLERANCING IAW ASME Y14.5M-2007 * REMOVE ALL BURRS AND SHARP EDGES 2/R MAX * DIMENSIONS ARE IN MILLIMETERS * DIMENSIONAL LIMITS APPLY AFTER PLATING/COATING. DO NOT SCALE DRAWING	THIRD ANGLE PROJECTION 
	MATERIAL:  FINISH:  VENDOR PART NO:	APPROVALS DRAWN BY: CCONNOLLY CHECKED BY: CC/NB APPROVED BY: CC/NB RELEASED BY:

SERVER TECHNOLOGY, INC.

1040 Sandhill Drive Reno, NV 89521

DRAWING TITLE:  
**BASIC CDU MODEL #C-24V[x], 208-240V WIRING DIAGRAM**

SIZE	CAGE CODE	DWG NO.	REV
B	04V90	495-0570-2	1A

SCALE: NONE FILE NO: 495-0570-2.kdw SHEET 1 OF 1