

SERVER TECHNOLOGY, INC.  
 PROPRIETARY INFORMATION

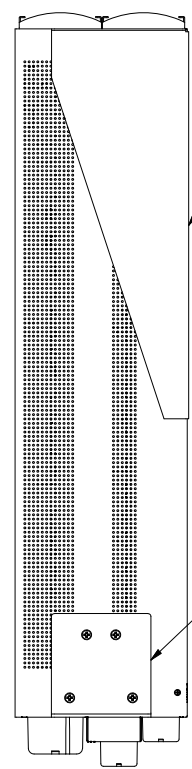
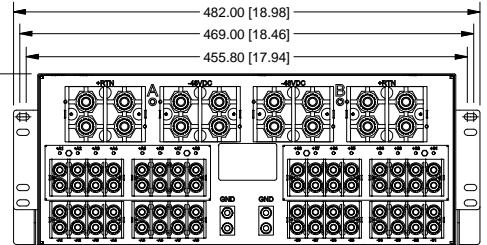

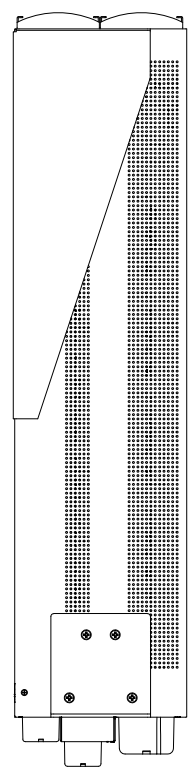
THIS DOCUMENT IS THE SOLE PROPERTY OF SERVER TECHNOLOGY, INC. THE RELEASE OF DATA CONTAINED IN THIS DOCUMENT AND THE REPRODUCTION OF THIS DOCUMENT, IN WHOLE OR IN PART, WITHOUT THE WRITTEN PERMISSION OF SERVER TECHNOLOGY, INC IS PROHIBITED.

THESE COMMODITIES, TECHNOLOGY OR SOFTWARE WERE EXPORTED FROM THE UNITED STATES IN ACCORDANCE WITH THE EXPORT ADMINISTRATION REGULATIONS. DIVERSION CONTRARY TO U.S. LAW IS PROHIBITED.

RoHS COMPLIANT

REVISION HISTORY				
ZONE	REV	DESCRIPTION	DATE	APPROVED
-	1	INITIAL DESIGN	9/14/2015	MAR/PG

NOTES:  
 1. DIMENSIONS ARE IN MILLIMETERS  
 AND [ ] BRACKETS ARE IN INCHES.



<b>TOLERANCES</b> (UNLESS OTHERWISE SPECIFIED)	<b>UNLESS OTHERWISE SPECIFIED</b> * INTERPRET DRAWING IAW ASME Y14.100-2000 * DIMENSIONING & TOLERANCING IAW ASME Y14.5M-2007 * REMOVE ALL BURRS AND SHARP EDGES 2 R MAX * DIMENSIONS ARE IN MILLIMETERS * DIMENSIONAL LIMITS APPLY AFTER PLATING/COATING.
<b>LINEAR DIMENSIONS:</b> X = ± .500 .XX = ± .300 .XXX = ± .130	<b>DO NOT SCALE DRAWING</b> THIRD ANGLE PROJECTION
<b>ANGULAR DIMENSIONS:</b> X = ± 1° .XX = ± .5° .XXX = ± .25°	
<b>SYMBOLS</b> (G#) = CRITICAL DIM. (S) = COSMETIC SURFACE	<b>MATERIAL:</b>
	<b>FINISH:</b>

**SERVER TECHNOLOGY, INC.**

1040 Sandhill Drive Reno, NV 89521

DRAWING TITLE:  
**OUTLINE DRAWING, ENA-48125-4G**

SIZE <b>B</b>	CAGE CODE <b>049V0</b>	DWG NO. <b>412-48125-4</b>	REV <b>1</b>
SCALE <b>NONE</b>		SHEET <b>1 OF 1</b>	