

SERVER TECHNOLOGY, INC
 PROPRIETARY INFORMATION

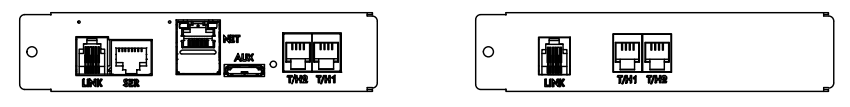
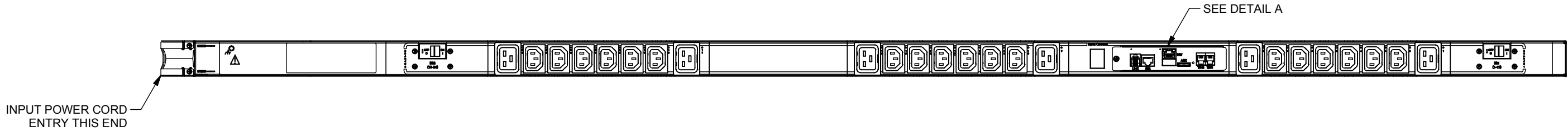
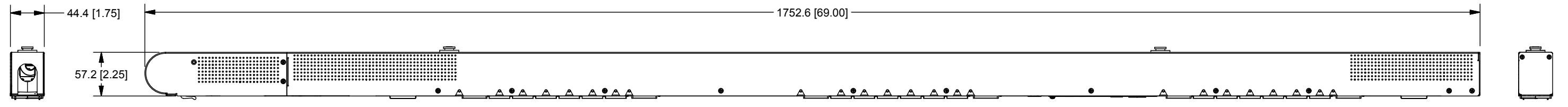
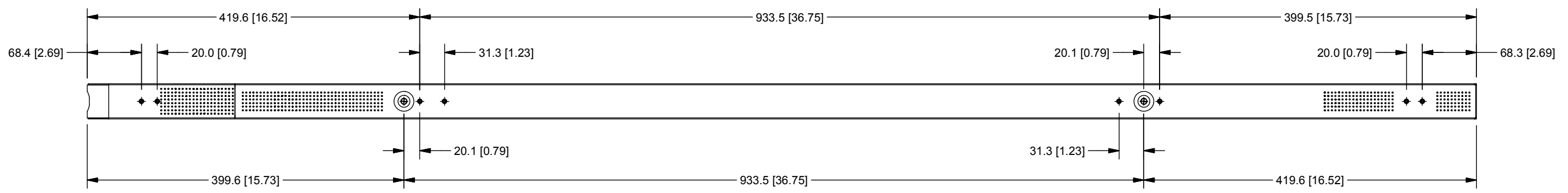
THIS DOCUMENT IS THE SOLE PROPERTY OF SERVER TECHNOLOGY, INC. THE RELEASE OF DATA CONTAINED IN THIS DOCUMENT AND THE REPRODUCTION OF THIS DOCUMENT, IN WHOLE OR IN PART, WITHOUT THE WRITTEN PERMISSION OF SERVER TECHNOLOGY, INC IS PROHIBITED.

THESE COMMODITIES, TECHNOLOGY OR SOFTWARE WERE EXPORTED FROM THE UNITED STATES IN ACCORDANCE WITH THE EXPORT ADMINISTRATION REGULATIONS. DIVERSION CONTRARY TO U.S. LAW IS PROHIBITED.

RoHS COMPLIANT

REVISION HISTORY				
ZONE	REV	DESCRIPTION	DATE	APPROVED
-	1	INITIAL DESIGN	3/15/2016	DEB/JRM
-	1A	UPDATED TO MAKE ALL PRO1 412 DRAWINGS UNIFORM	5/18/2016	JLT/JRM
-	1B	UPDATED COVER PLATE IN LINK VIEW	1/10/2017	DEB/JRM

- NOTES:
- DIMENSIONS ARE IN MILLIMETERS AND [] BRACKETS ARE IN INCHES.
 - DIMENSIONS ARE NOMINAL. INFORMATION SUBJECT TO CHANGE WITHOUT NOTICE.



MASTER LINK

DETAIL A NETWORK OPTIONS

<p>TOLERANCES (UNLESS OTHERWISE SPECIFIED)</p> <p>LINEAR DIMENSIONS: .X = ± .5 .XX = ± .30 .XXX = ± .130</p> <p>ANGULAR DIMENSIONS: X = ± 1° XX = ± .5° XXX = ± .25°</p> <p>SYMBOLS (Q#) = CRITICAL DIM. (#) = COSMETIC SURFACE</p>	<p>UNLESS OTHERWISE SPECIFIED</p> <ul style="list-style-type: none"> INTERPRET DRAWING IAW ASME Y14.100-2000 DIMENSIONING & TOLERANCING IAW ASME Y14.5M-2009 REMOVE ALL BURRS AND SHARP EDGES .2 R MAX DIMENSIONS ARE IN MILLIMETERS DIMENSIONAL LIMITS APPLY AFTER FINISH <p>DO NOT SCALE DRAWING</p> <p>THIRD ANGLE PROJECTION</p>
	<p>MATERIAL:</p> <p>FINISH:</p>

SERVER TECHNOLOGY, INC.

1040 Sandhill Road, Reno, NV 89521

DRAWING TITLE:
OUTLINE DRAWING, SWITCHED, PIPS, V24

SIZE	CAGE CODE	DWG NO.	REV
B	049V0	412-0771-1P	1B
SCALE: NONE			SHEET 1 OF 1