

SERVER TECHNOLOGY, INC
 PROPRIETARY INFORMATION

THIS DOCUMENT IS THE SOLE PROPERTY OF SERVER TECHNOLOGY, INC. THE RELEASE OF DATA CONTAINED IN THIS DOCUMENT AND THE REPRODUCTION OF THIS DOCUMENT, IN WHOLE OR IN PART, WITHOUT THE WRITTEN PERMISSION OF SERVER TECHNOLOGY, INC IS PROHIBITED.

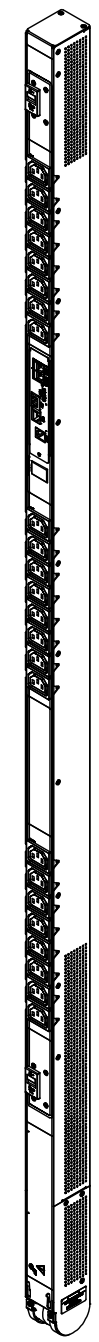
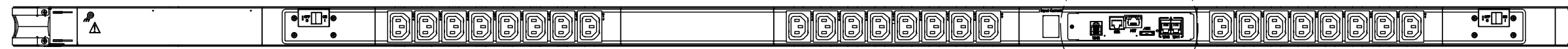
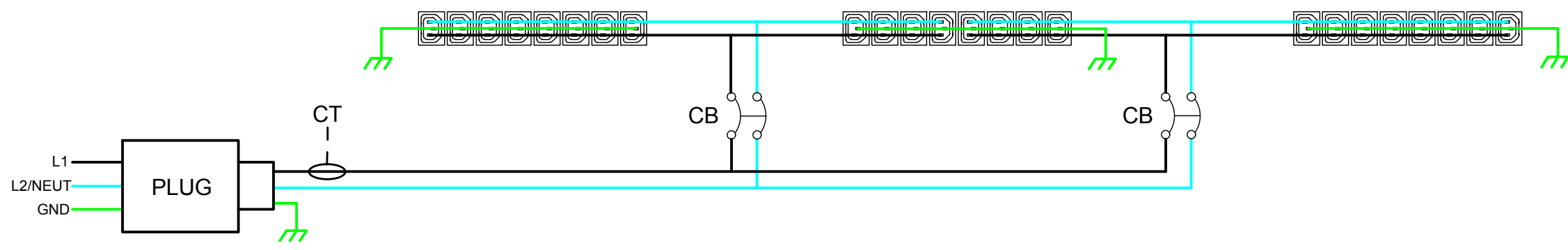
THESE COMMODITIES, TECHNOLOGY OR SOFTWARE WERE EXPORTED FROM THE UNITED STATES IN ACCORDANCE WITH THE EXPORT ADMINISTRATION REGULATIONS. DIVERSION CONTRARY TO U.S. LAW IS PROHIBITED.

RoHS COMPLIANT

REVISION HISTORY				
ZONE	REV	DESCRIPTION	DATE	APPROVED
-	1	INITIAL DESIGN	3/20/2015	JWM/ROG

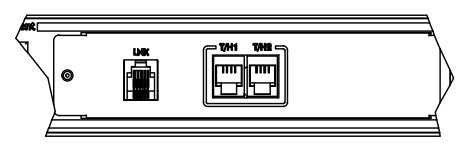
NOTES:

1. SEE STI QUALITY STANDARD #104-1000-1 FOR GENERAL REQUIREMENTS.



Part Number	Expansion	Certification	Input	Output			
Master	Expansion	Rating Standard	Rating	Input Type	Total Output Rating	Outlet Type and Ratings	Branch Circuit Rating
CW-24V2GH2S (STV-4102B)	CX-24V2GH2S (SEV-4102B)	cTUVus and/or cULus	208V 2P+PE, 50/60Hz; 16A	L6-20P	208V, 50/60Hz; <= 16A	IEC 60320: C19 <= 16a each C13 <= 12A each	2 branches, each <= 16A
CW-24V2CH2S (STV-4102C)	CX-24V2CH2S (SEV-4102C)	cTUVus and/or cULus	208V 2P+PE, 50/60Hz; 24A	L6-30P	208V, 50/60Hz; <= 24A	IEC 60320: C19 <= 16a each C13 <= 12A each	2 branches, each <= 16A
CW-24V2AH2S (STV-4102G)	CX-24V2AH2S (SEV-4102G)	cTUVus and TUVGS	240V 2P+PE, 50/60Hz; 16A	C20	240V, 50/60Hz; <= 16A	IEC 60320: C19 <= 16a each C13 <= 10A each	2 branches, each <= 16A
CW24VS-ENBA2SAC (STV-4102J)	CX24VS-ENBA2SAC (SEV-4102J)	TUVGS	230V 2P+PE, 50/60Hz; 16A	IEC 60309	230V, 50/60Hz; <= 16A	IEC 60320: C19 <= 16a each C13 <= 10A each	2 branches, each <= 16A
CW24VS-EPBA2SAC (STV-4102K)	CX24VS-EPBA2SAC (SEV-4102K)	TUVGS	230V 2P+PE, 50/60Hz; 32A	IEC 60309	230V, 50/60Hz; <= 32A	IEC 60320: C19 <= 16a each C13 <= 10A each	2 branches, each <= 16A

ISO VIEW



DETAIL A
 'CX' EXPANSION VIEW

TOLERANCES (UNLESS OTHERWISE SPECIFIED)
 LINEAR DIMENSIONS:
 .X = ± .500
 .XX = ± .300
 .XXX = ± .130

ANGULAR DIMENSIONS:
 X = ± 1°
 XX = ± .5°
 XXX = ± .25°

SYMBOLS
 (Q#) = CRITICAL DIM.
 (S) = COSMETIC SURFACE

UNLESS OTHERWISE SPECIFIED
 * INTERPRET DRAWING IAW ASME Y14.100-2000
 * DIMENSIONING & TOLERANCING IAW ASME Y14.5M-2007
 * REMOVE ALL BURRS AND SHARP EDGES .2 R MAX
 * DIMENSIONS ARE IN MILLIMETERS
 * DIMENSIONAL LIMITS APPLY AFTER PLATING/COATING.

DO NOT SCALE DRAWING
 THIRD ANGLE PROJECTION

MATERIAL:
 FINISH:

SERVER TECHNOLOGY, INC.

1040 Sandhill Drive Reno, NV 89521

DRAWING TITLE:
**FUNCTIONAL BLOCK WIRING DIAGRAM,
 SWITCHED, PIPS**

SIZE	CAGE CODE	DWG NO.	REV
B	049V0	495-0771-2	1
SCALE: NONE	SHEET 1 OF 1		