

8 7 6 5 4 3 2 1

SERVER TECHNOLOGY, INC
 PROPRIETARY INFORMATION

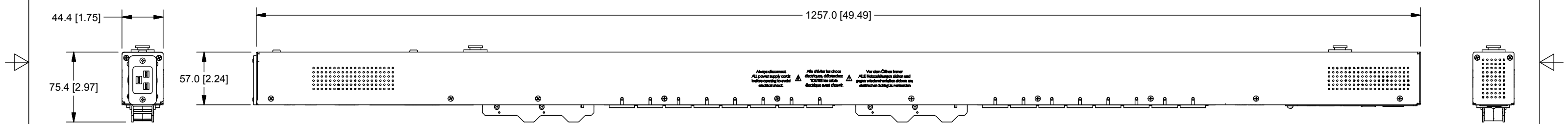
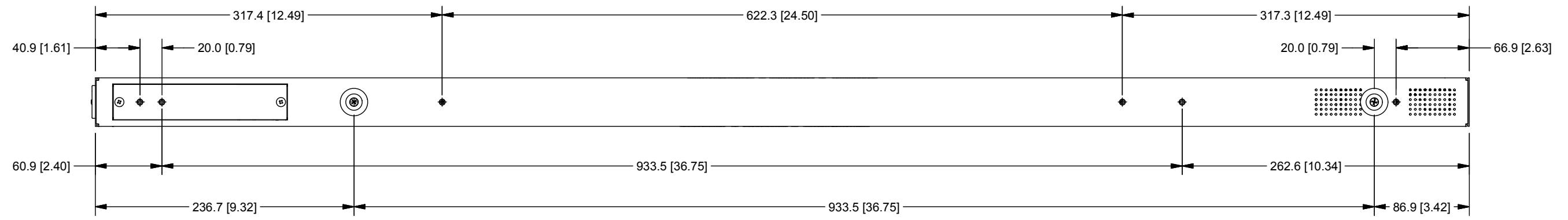
THIS DOCUMENT IS THE SOLE PROPERTY OF SERVER TECHNOLOGY, INC. THE RELEASE OF DATA CONTAINED IN THIS DOCUMENT AND THE REPRODUCTION OF THIS DOCUMENT, IN WHOLE OR IN PART, WITHOUT THE WRITTEN PERMISSION OF SERVER TECHNOLOGY, INC IS PROHIBITED.

THESE COMMODITIES, TECHNOLOGY OR SOFTWARE WERE EXPORTED FROM THE UNITED STATES IN ACCORDANCE WITH THE EXPORT ADMINISTRATION REGULATIONS. DIVERSION CONTRARY TO U.S. LAW IS PROHIBITED.

RoHS COMPLIANT

REVISION HISTORY				
ZONE	REV	DESCRIPTION	DATE	APPROVED
-	1	INITIAL DESIGN	3/15/2016	DEB/JRM
-	1A	UPDATED COVER PLATE IN LINK VIEW	1/10/2017	DEB/JRM

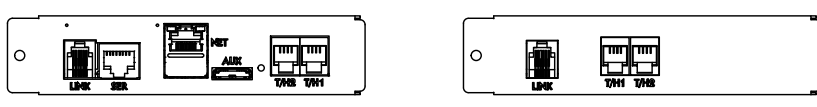
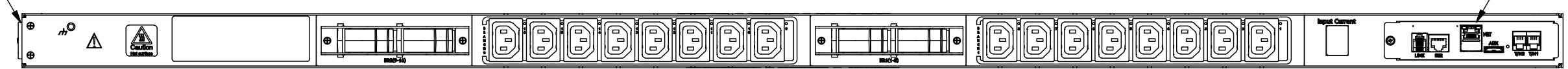
- NOTES:
1. DIMENSIONS ARE IN MILLIMETERS AND [] BRACKETS ARE IN INCHES.
 2. DIMENSIONS ARE NOMINAL. INFORMATION SUBJECT TO CHANGE WITHOUT NOTICE.



Always disconnect All power supply cords before opening to avoid electrical shock.
 All cables are checked for damage before use. Do not use damaged cables.
 Vor dem Öffnen immer alle Netzanschlüsse abtrennen und die elektrischen Schlag zu vermeiden.
 Alle Kabel vor dem Gebrauch auf Beschädigungen überprüfen.

INPUT POWER CORD ENTRY THIS END

SEE DETAIL A



DETAIL A
 NETWORK OPTIONS

TOLERANCES (UNLESS OTHERWISE SPECIFIED) LINEAR DIMENSIONS: .X = ± .5 .XX = ± .30 .XXX = ± .130 ANGULAR DIMENSIONS: X = ± 1° XX = ± .5° XXX = ± .25°	UNLESS OTHERWISE SPECIFIED * INTERPRET DRAWING IAW ASME Y14.100-2000 * DIMENSIONING & TOLERANCING IAW ASME Y14.5M-2009 * REMOVE ALL BURRS AND SHARP EDGES .2 R MAX * DIMENSIONS ARE IN MILLIMETERS * DIMENSIONAL LIMITS APPLY AFTER FINISH DO NOT SCALE DRAWING THIRD ANGLE PROJECTION
	SYMBOLS (Q#) = CRITICAL DIM. (#) = COSMETIC SURFACE

SERVER TECHNOLOGY, INC.

1040 Sandhill Road, Reno, NV 89521

DRAWING TITLE:
OUTLINE DRAWING, SWITCHED, PIPS, V16

SIZE	CAGE CODE	DWG NO.	REV
B	049V0	412-0113-72P	1A
SCALE: NONE			SHEET 1 OF 1

8 7 6 5 4 3 2 1