

SERVER TECHNOLOGY, INC
 PROPRIETARY INFORMATION

RoHS COMPLIANT


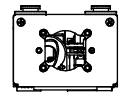
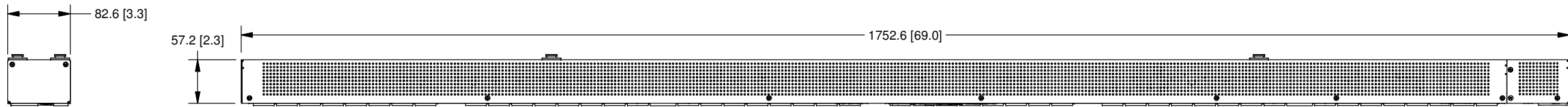
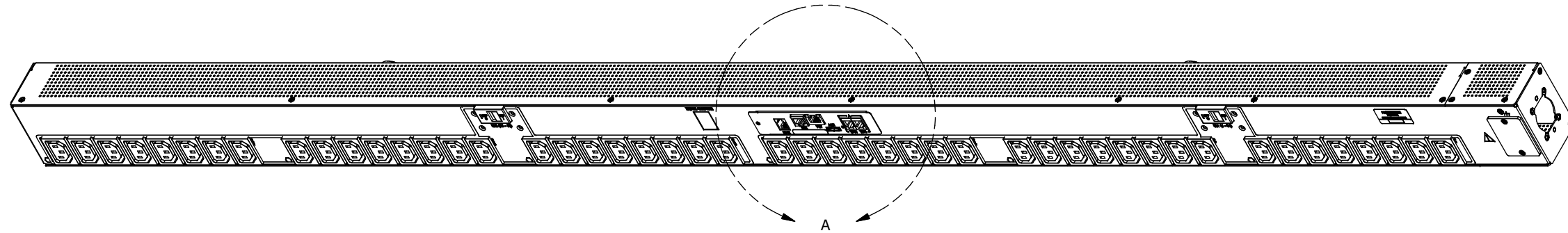
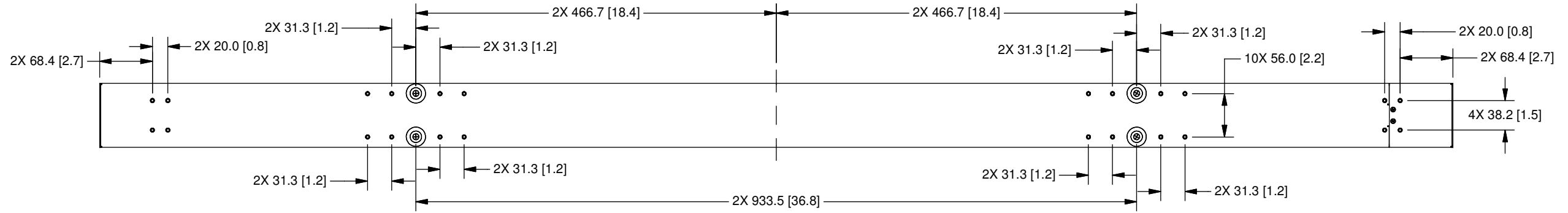
THIS DOCUMENT IS THE SOLE PROPERTY OF SERVER TECHNOLOGY, INC. THE RELEASE OF DATA CONTAINED IN THIS DOCUMENT AND THE REPRODUCTION OF THIS DOCUMENT, IN WHOLE OR IN PART, WITHOUT THE WRITTEN PERMISSION OF SERVER TECHNOLOGY, INC IS PROHIBITED.

THESE COMMODITIES, TECHNOLOGY OR SOFTWARE WERE EXPORTED FROM THE UNITED STATES IN ACCORDANCE WITH THE EXPORT ADMINISTRATION REGULATIONS. DIVERSION CONTRARY TO U.S. LAW IS PROHIBITED.

REVISION HISTORY				
ZONE	REV	DESCRIPTION	DATE	APPROVED
-	1	INITIAL DESIGN	5/5/2015	CWD/VB

NOTES:

- DIMENSIONS ARE IN MILLIMETERS AND [] BRACKETS ARE IN INCHES.



DETAIL A
 LINK EXPANSION UNIT

<p>TOLERANCES (UNLESS OTHERWISE SPECIFIED) LINEAR DIMENSIONS: .X = ± .500 .XX = ± .300 .XXX = ± .130</p> <p>ANGULAR DIMENSIONS: X = ± 1° XX = ± .5° XXX = ± .25°</p> <p>SYMBOLS (Q#) = CRITICAL DIM. (S) = COSMETIC SURFACE</p>	<p>UNLESS OTHERWISE SPECIFIED * INTERPRET DRAWING IAW ASME Y14.100-2000 * DIMENSIONING & TOLERANCING IAW ASME Y14.5M-2007 * REMOVE ALL BURRS AND SHARP EDGES .2 R MAX * DIMENSIONS ARE IN MILLIMETERS * DIMENSIONAL LIMITS APPLY AFTER PLATING/COATING.</p> <p>DO NOT SCALE DRAWING THIRD ANGLE PROJECTION</p>	<p>SERVER TECHNOLOGY, INC. 1040 Sandhill Drive Reno, NV 89521</p> <p>DRAWING TITLE: OUTLINE DRAWING, SWITCHED PIPS V48</p>
	<p>MATERIAL:</p> <p>FINISH:</p>	

SIZE	CAGE CODE	DWG NO.	REV
B	049V0	412-0729-13	1
SCALE: NONE	SHEET 1 OF 1		