

SERVER TECHNOLOGY, INC  
 PROPRIETARY INFORMATION

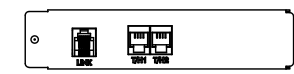
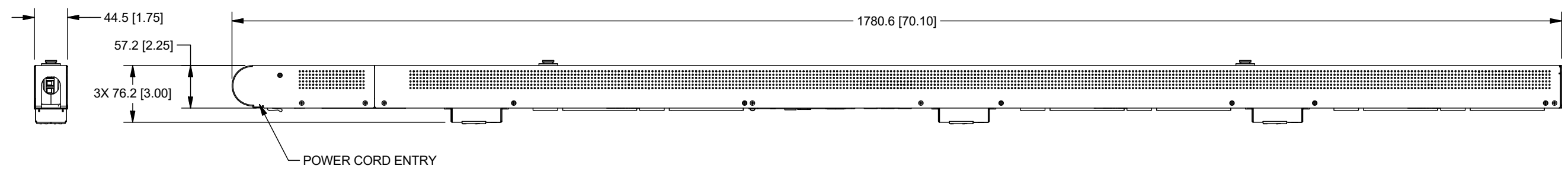
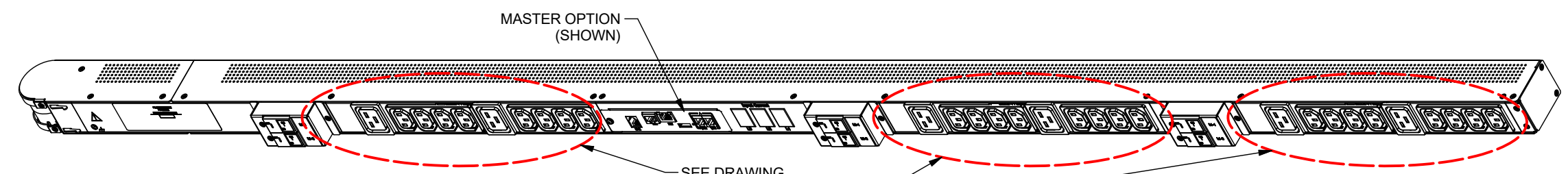
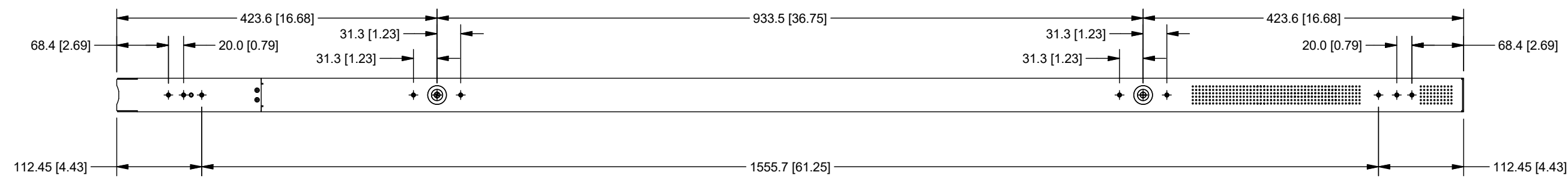
THIS DOCUMENT IS THE SOLE PROPERTY OF SERVER TECHNOLOGY, INC. THE RELEASE OF DATA CONTAINED IN THIS DOCUMENT AND THE REPRODUCTION OF THIS DOCUMENT, IN WHOLE OR IN PART, WITHOUT THE WRITTEN PERMISSION OF SERVER TECHNOLOGY, INC IS PROHIBITED.

THESE COMMODITIES, TECHNOLOGY OR SOFTWARE WERE EXPORTED FROM THE UNITED STATES IN ACCORDANCE WITH THE EXPORT ADMINISTRATION REGULATIONS. DIVERSION CONTRARY TO U.S. LAW IS PROHIBITED.

RoHS COMPLIANT

REVISION HISTORY				
ZONE	REV	DESCRIPTION	DATE	APPROVED
-	1	INITIAL DESIGN	3/20/2017	MAR/VB

- NOTES:
- DIMENSIONS ARE IN MILLIMETERS AND [ ] BRACKETS ARE IN INCHES.
  - DIMENSIONS ARE NOMINAL. INFORMATION SUBJECT TO CHANGE WITHOUT NOTICE.



LINK OPTION



BLANK OFF PLATE METERED UNITS

<p><b>TOLERANCES</b> (UNLESS OTHERWISE SPECIFIED)</p> <p>LINEAR DIMENSIONS:                  X = ± .500                  XX = ± .300                  XXX = ± .130</p> <p>ANGULAR DIMENSIONS:                  X = ± 1°                  XX = ± .5°                  XXX = ± .25°</p> <p>SYMBOLS                  (Q#) = CRITICAL DIM.                  (S) = COSMETIC SURFACE</p>	<p>UNLESS OTHERWISE SPECIFIED</p> <ul style="list-style-type: none"> <li>INTERPRET DRAWING IAW ASME Y14.100-2000</li> <li>DIMENSIONING &amp; TOLERANCING IAW ASME Y14.5M-2007</li> <li>REMOVE ALL BURRS AND SHARP EDGES. 2 R MAX</li> <li>DIMENSIONS ARE IN MILLIMETERS</li> <li>DIMENSIONAL LIMITS APPLY AFTER PLATING/COATING.</li> </ul> <p>DO NOT SCALE DRAWING                  THIRD ANGLE PROJECTION</p> <p>MATERIAL:                  FINISH:</p>
--	---

**SERVER TECHNOLOGY, INC.**

1040 Sandhill Drive Reno, NV 89521

DRAWING TITLE:  
**OUTLINE DRAWING, SMART PIPS  
 V36-V42, 400V 3PH WYE 3BR 32A, PIVOT,  
 AUTO-ORIENT MID DISPLAY**

SIZE	CAGE CODE	DWG NO.	REV
B	049V0	412-0500-2P	1

SCALE: NONE SHEET 1 OF 1