

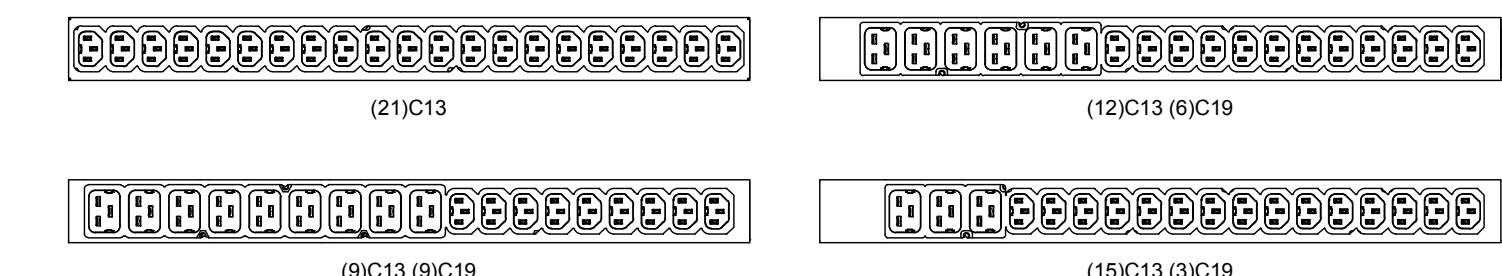
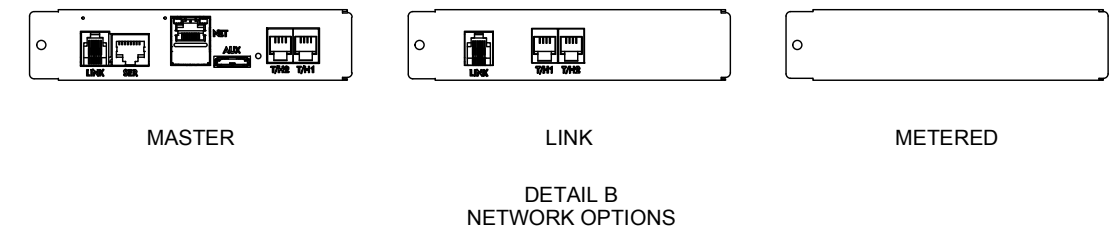
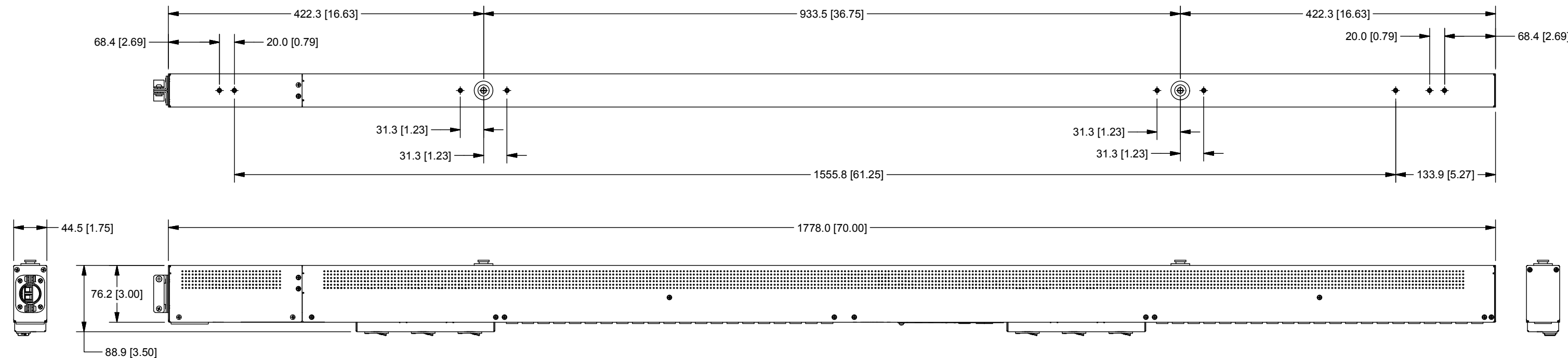
RoHS COMPLIANT

SERVER TECHNOLOGY, INC  
 PROPRIETARY INFORMATION  
 THIS DOCUMENT IS THE SOLE PROPERTY OF SERVER TECHNOLOGY, INC. THE RELEASE OF DATA CONTAINED IN THIS DOCUMENT AND THE REPRODUCTION OF THIS DOCUMENT, IN WHOLE OR IN PART, WITHOUT THE WRITTEN PERMISSION OF SERVER TECHNOLOGY, INC IS PROHIBITED.  
 THESE COMMODITIES, TECHNOLOGY OR SOFTWARE WERE EXPORTED FROM THE UNITED STATES IN ACCORDANCE WITH THE EXPORT ADMINISTRATION REGULATIONS. DIVERSION CONTRARY TO U.S. LAW IS PROHIBITED.

REVISION HISTORY				
ZONE	REV	DESCRIPTION	DATE	APPROVED
-	1	INITIAL DESIGN	3/11/2016	DEB/JRM
-	1A	UPDATED TO MAKE ALL PRO1 412 DRAWINGS UNIFORM	5/18/2016	JLT/JRM
-	1B	UPDATED COVER PLATE IN LINK VIEW	1/10/2017	DEB/JRM

NOTES:

- DIMENSIONS ARE IN MILLIMETERS AND [ ] BRACKETS ARE IN INCHES.
- DIMENSIONS ARE NOMINAL. INFORMATION SUBJECT TO CHANGE WITHOUT NOTICE.



<b>TOLERANCES</b> (UNLESS OTHERWISE SPECIFIED) LINEAR DIMENSIONS: .X = ± .5 .XX = ± .30 .XXX = ± .130 ANGULAR DIMENSIONS: X = ± 1° XX = ± .5° XXX = ± .25°	UNLESS OTHERWISE SPECIFIED * INTERPRET DRAWING IAW ASME Y14.100-2000 * DIMENSIONING & TOLERANCING IAW ASME Y14.5M-2009 * REMOVE ALL BURRS AND SHARP EDGES .2 R MAX * DIMENSIONS ARE IN MILLIMETERS * DIMENSIONAL LIMITS APPLY AFTER FINISH DO NOT SCALE DRAWING THIRD ANGLE PROJECTION
<b>SYMBOLS</b> (Q#) = CRITICAL DIM. (#) = COSMETIC SURFACE	<b>MATERIAL:</b>  <b>FINISH:</b>

**SERVER TECHNOLOGY, INC.**  
 1040 Sandhill Road, Reno, NV 89521

DRAWING TITLE:  
**OUTLINE DRAWING, SMART, PIPS, V36-42**

SIZE	CAGE CODE	DWG NO.	REV
B	049V0	412-0906-17P	1B
SCALE: NONE			SHEET 1 OF 1