

SERVER TECHNOLOGY, INC
 PROPRIETARY INFORMATION

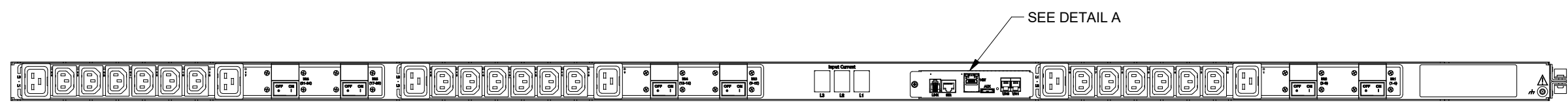
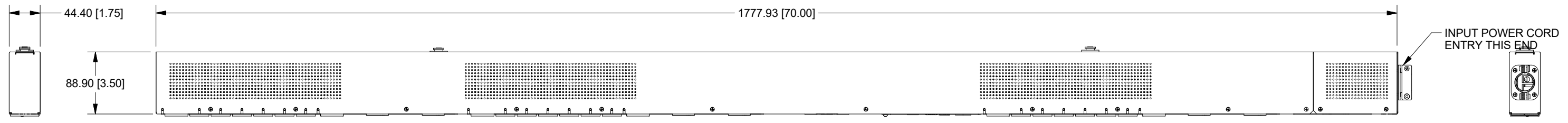

THIS DOCUMENT IS THE SOLE PROPERTY OF SERVER TECHNOLOGY, INC. THE RELEASE OF DATA CONTAINED IN THIS DOCUMENT AND THE REPRODUCTION OF THIS DOCUMENT, IN WHOLE OR IN PART, WITHOUT THE WRITTEN PERMISSION OF SERVER TECHNOLOGY, INC IS PROHIBITED.

THESE COMMODITIES, TECHNOLOGY OR SOFTWARE WERE EXPORTED FROM THE UNITED STATES IN ACCORDANCE WITH THE EXPORT ADMINISTRATION REGULATIONS. DIVERSION CONTRARY TO U.S. LAW IS PROHIBITED.

RoHS COMPLIANT

REVISION HISTORY				
ZONE	REV	DESCRIPTION	DATE	APPROVED
-	1	INITIAL DESIGN	1/3/2019	JDC/VB
-	2	MOVED LOCATION OF OUTLET BANKS	3/20/2019	DB/VB
-	3	UPDATED BACK COVER	8/8/2019	DB/VB
-	A	RELEASED TO PRODUCTION	5/1/2020	MWK/TS

- NOTES:
- DIMENSIONS ARE IN MILLIMETERS AND [] BRACKETS ARE IN INCHES.
 - DIMENSIONS ARE NOMINAL. INFORMATION SUBJECT TO CHANGE WITHOUT NOTICE.



DETAIL A
 NETWORK OPTIONS

TOLERANCES (UNLESS OTHERWISE SPECIFIED) LINEAR DIMENSIONS: .X = ± .5 .XX = ± .30 .XXX = ± .130 ANGULAR DIMENSIONS: X = ± 1° X.X = ± .5° X.XX = ± .25°	UNLESS OTHERWISE SPECIFIED • INTERPRET DRAWING IAW ASME Y14.100-2000 • DIMENSIONING & TOLERANCING IAW ASME Y14.5M-2009 • REMOVE ALL BURRS AND SHARP EDGES .2 R MAX • DIMENSIONS ARE IN MILLIMETERS • DIMENSIONAL LIMITS APPLY AFTER FINISH DO NOT SCALE DRAWING THIRD ANGLE PROJECTION
	MATERIAL: FINISH:
SYMBOLS (Q#) = CRITICAL DIM. (#) = COSMETIC SURFACE	

SERVER TECHNOLOGY, INC.
 1040 Sandhill Road, Reno, NV 89521

DRAWING TITLE:
OUTLINE DRAWING, ENA-0372-55P

SIZE B	CAGE CODE 049V0	DWG NO. 412-0372-55P	REV A
SCALE: NONE		SHEET 1 OF 1	