

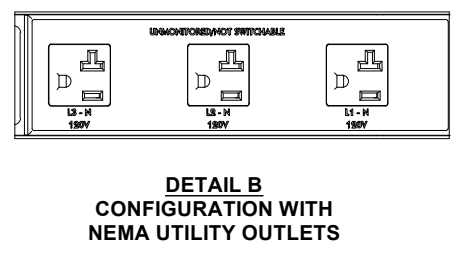
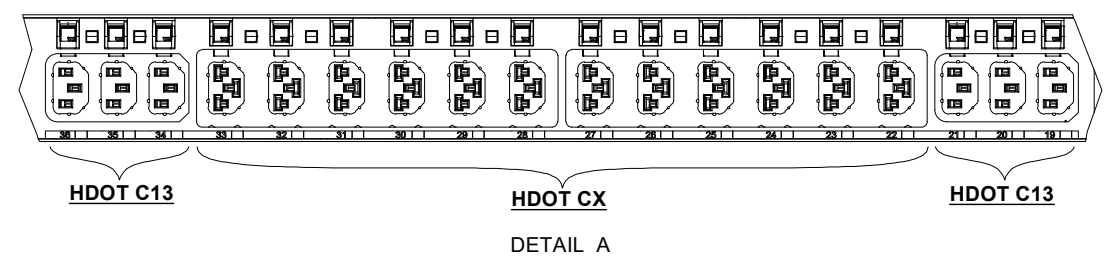
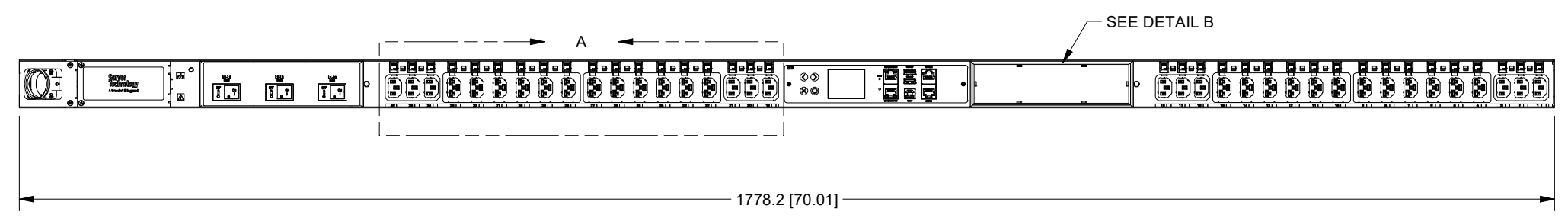
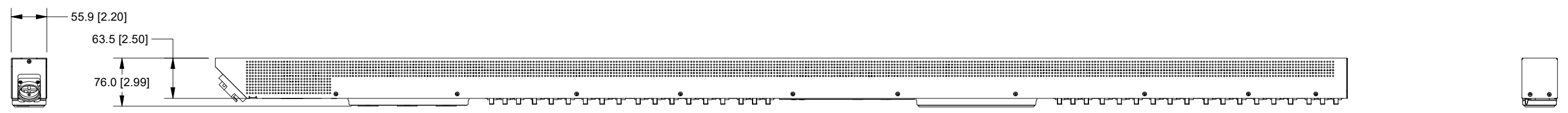

1 2 3 4 5 6 7 8

SERVER TECHNOLOGY, INC
 PROPRIETARY INFORMATION
 THIS DOCUMENT IS THE SOLE PROPERTY OF SERVER TECHNOLOGY, INC. THE RELEASE OF DATA CONTAINED IN THIS DOCUMENT AND THE REPRODUCTION OF THIS DOCUMENT, IN WHOLE OR IN PART, WITHOUT THE WRITTEN PERMISSION OF SERVER TECHNOLOGY, INC IS PROHIBITED.
 THESE COMMODITIES, TECHNOLOGY OR SOFTWARE WERE EXPORTED FROM THE UNITED STATES IN ACCORDANCE WITH THE EXPORT ADMINISTRATION REGULATIONS. DIVERSION CONTRARY TO U.S. LAW IS PROHIBITED.

RoHS COMPLIANT

REVISION HISTORY				
ZONE	REV	DESCRIPTION	DATE	APPROVED
-	A	INITIAL DESIGN	11/12/2021	DB/VB
-	B	UPDATED DRAWING TO REFLECT RAMLOCK CHANGE	2/28/2024	DB/VB

- NOTES:**
- DIMENSIONS ARE IN MILLIMETERS AND [] BRACKETS ARE IN INCHES.
 - DIMENSIONS ARE NOMINAL. INFORMATION SUBJECT TO CHANGE WITHOUT NOTICE.



TOLERANCES (UNLESS OTHERWISE SPECIFIED) LINEAR DIMENSIONS: X = ± .5 XX = ± .30 .XXX = ± .130 ANGULAR DIMENSIONS: X = ± 1° X.X = ± .5° X.XX = ± .25°	UNLESS OTHERWISE SPECIFIED * INTERPRET DRAWING IAW ASME Y14.100-2017 * DIMENSIONING & TOLERANCING IAW ASME Y14.5M-2018 * DIMENSIONS ARE IN MILLIMETERS * DIMENSIONAL LIMITS APPLY AFTER FINISH
SYMBOLS (Q#) = CRITICAL DIM. (#) = COSMETIC SURFACE # = FINISH / PROCESS # = FIND NUMBERS	THIRD ANGLE PROJECTION
MATERIAL:	
FINISH:	

Server Technology
 A Brand of **Legrand**

DRAWING TITLE:
 OUTLINE DRAWING, 152-XX-1593-XX

SIZE B	CAGE CODE 049V0	DWG NO. 810-03-1593-00	REV B
SCALE: NONE		SHEET 1 OF 1	

1 2 3 4 5 6 7 8